

Mortar Couplings

made of Malleable Iron/ Steel, rigid and swivelling - Standard Version



- Couplings made of malleable iron/ steel zinc-plated and yellow passivated (free of chrome VI)
- Turned stem profile for perfect hose fit
(On request according to drawing or hose sample)
- Attention: Use same system!
- To supply mortar, concrete or screed at pumps, spraying devices, plastering machines, etc.
- Other swivelling types on request!
- Swivelling version made of three parts, lead in teflon slide, absolutely leakage-proof for long lifetime
- Permanent floating of mostly rigid mortar hoses




System 22
(for all type-sizes except 42)




System 23.5
(only at type-sizes 35 and 50!)


Max. Working Pressure	Temperature	Thread	TÜV-certified	Media	
PN 50 bar	-40°C – +90°C	all types	all types	Mortar/concrete	1





swivelling



swivelling



swivelling



Couplings with hose stem (full passage)										System 22	System 23.5
Hose connect.	L	B	T-Size	ID	L1	Passage	Version	Weight	Type No.	Type No.	
Hose i.D. 25	120	55	25	35.5	67	20	rigid, 1 Handle	477	MST 25	Same dimension	
Hose i.D. 25	138	74	X25	42	64	25	rigid, 2 Handles	778	MST-X25	Same dimension	
Hose i.D. 35	132	77	35	51	75	29	rigid, 2 Handles	795	MST 35	MST 35-N	
Hose i.D. 35	152	77	35	51	68	30	swivelling, 2 Handles	970	MST 35-DR	MST 35-DR-N	
Hose i.D. 38	146	77	35	51	64	33	rigid, 2 Handles	903	MST 38/35	MST 38/35-N	
Hose i.D. 42	144	84	42	54	67	38	rigid, 2 Handles	960	MST 42**	Same dimension	
Hose i.D. 50	140	94	50	64	83	43	rigid, 2 Handles	1195	MST 50	MST 50-N	
Hose i.D. 65	185	105	65	74	98	56	rigid, 2 Handles	2172	MST 65*	Same dimension	

Couplings with hose stem (reduced passage)											
Hose connect.	L	SW	B	T-Size	ID	L1	Passage	Version	Weight	Type No.	Type No.
Hose i.D. 19	122	41	55	25	35.5	50	16	rigid, 1 Handle	512	MST 25/19 R	Same dimension
Hose i.D. 19	125	41	74	X25	42	50	16	rigid, 2 Handles	760	MST-X25/19 R	Same dimension
Hose i.D. 25	138	50	77	35	51	64	24	rigid, 2 Handles	783	MST 35/25 R	MST 35/25 R-N
Hose i.D. 35	160	70	94	50	64	77	30	rigid, 2 Handles	1495	MST 50/35 R	MST 50/35 R-N
Hose i.D. 42	160	70	94	50	64	77	38	rigid, 2 Handles	1510	MST 50/42 R	MST 50/42 R-N

Couplings with female thread											
Hose connect.	L	SW	B	T-Size	ID	L1	Passage	Version	Weight	Type No.	Type No.
G 1 f	70	41	55	25	35.5	18	24	rigid, 1 Handle	410	MIG 10/25	Same dimension
G 1 f	73,5	41	74	X25	42	19	25	rigid, 2 Handles	652	MIG 10-X25	Same dimension
G 1 f	74	50	77	35	51	19	30	rigid, 2 Handles	770	MIG 10/35	MIG 10/35-N
G 1 1/4 f	74	50	77	35	51	19	35	rigid, 2 Handles	648	MIG 54/35	MIG 54/35-N
G 1 1/4 f	125	50	77	35	51	23	33	swivelling, 2 Handles	1170	MIG 54/35-DR	MIG 54/35-N-DR
G 1 1/2 f	74	56	77	35	51	19	35	rigid, 2 Handles	766	MIG 15/35	MIG 15/35-N
G 1 1/2 f	66	60	84	42	54	19	38	rigid, 2 Handles	730	MIG 15/42**	Same dimension
G 2 f	79	70	94	50	64	26	50	rigid, 2 Handles	990	MIG 20/50	MIG 20/50-N
G 2 f	135	70	94	50	64	25	43	swivelling, 2 Handles	1550	MIG 20/50-DR	MIG 20/50-DR-N
G 2 1/2 f	81	84	105	65	74	26	58	rigid, 2 Handles	1027	MIG 25/65*	Same dimension

Couplings with male thread											
Hose connect.	L	SW	B	T-Size	ID	L1	Passage	Version	Weight	Type No.	Type No.
G 1 m	91	41	55	25	35.5	17	24	rigid, 1 Handle	485	MAG 10/25	Same dimension
G 1 m	90	41	74	X25	42	16	25	rigid, 2 Handles	735	MAG 10-X25	Same dimension
G 1 1/4 m	93	50	77	35	51	19	33	rigid, 2 Handles	793	MAG 54/35	MAG 54/35-N
G 1 1/2 m	98	60	84	42	54	22	38	rigid, 2 Handles	935	MAG 15/42**	Same dimension
G 2 m	113	70	94	50	64	25	47	rigid, 2 Handles	1420	MAG 20/50	MAG 20/50-N
G 2 1/2 m	119	84	94	50	64	25	50	rigid, 2 Handles	1620	MAG 25/50	MAG 25/50-N


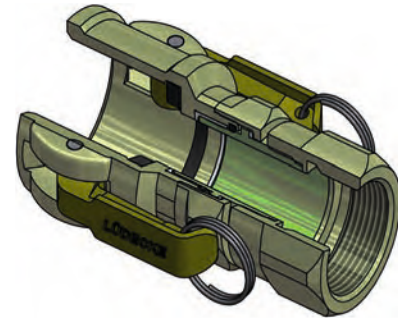
*max. working pressure for type-size 65 PN 25 bar

**type-size 42 system 17.5 derived from DIN EN 14420-7, DN 40

Mortar Couplings

Materials

- Coupling, handle: Malleable iron zinc-plated and yellow passivated (free of chrome VI)
- Hose stem: Steel zinc-plated and yellow passivated (free of chrome VI)
- Seals: NBR



O-ring made of NBR
55° Shore A



Handle with safety-ring
and slotted pin made of malleable
iron zinc-plated and yellow
passivated (free of chrome VI)

Suitable spare parts
(Packing Unit: 10 pcs.)

L	D	D1	Weight	Type No.	Weight	Type No.
6	36	24.5	5	MDR 25	60	MNH-628
6	43.5	28.5	5	MDR-X25	60	MNH-630
6	53.5	36.5	5	MDR 35	60	MNH-628
6	53.5	36.5	5	MDR 35	60	MNH-628
6	53.5	36.5	5	MDR 35	60	MNH-628
6.5	55	41	6	MDR 42	60	MNH-628
6	67	51	7	MDR 50	60	MNH-636
6.3	76	61	10	MDR 65	60	MNH-636

L	D	D1	Weight	Type No.	Weight	Type No.
6	36	24.5	5	MDR 25	60	MNH-628
6	43.5	28.5	5	MDR-X25	60	MNH-630
6	53.5	36.5	5	MDR 35	60	MNH-628
6	67	51	7	MDR 50	60	MNH-636
6	67	51	7	MDR 50	60	MNH-636

L	D	D1	Weight	Type No.	Weight	Type No.
6	36	24.5	5	MDR 25	60	MNH-628
6	43.5	28.5	5	MDR-X25	60	MNH-630
6	53.5	36.5	5	MDR 35	60	MNH-628
6	53.5	36.5	5	MDR 35	60	MNH-628
6	53.5	36.5	5	MDR 35	60	MNH-628
6	53.5	36.5	5	MDR 35	60	MNH-628
6.5	55	41	6	MDR 42	60	MNH-628
6	67	51	7	MDR 50	60	MNH-636
6	67	51	7	MDR 50	60	MNH-636
6.3	76	61	10	MDR 65	60	MNH-636

L	D	D1	Weight	Type No.	Weight	Type No.
6	36	24.5	5	MDR 25	60	MNH-628
6	43.5	28.5	5	MDR-X25	60	MNH-630
6	53.5	36.5	5	MDR 35	60	MNH-628
6.5	55	41	6	MDR 42	60	MNH-628
6	67	51	7	MDR 50	60	MNH-636
6	67	51	7	MDR 50	60	MNH-636

Mortar Plugs

made of Malleable Iron/ Steel, rigid and swivelling - Standard Version



- Plugs made of malleable iron/ steel zinc plated and yellow passivated (free of chrome VI)
- Turned stem profile for perfect hose fit
(On request according to drawing or hose sample)
- Attention: Use same system!
- To supply mortar, concrete or screed at pumps, spraying devices, plastering machines, etc.
- Other swivelling types on request!
- Swivelling version made of three parts, lead in teflon slide, absolutely leakage-proof for long lifetime
- Permanent floating of mostly rigid mortar hoses



System 22
(for all type-sizes except 42)



System 23.5
(only at type-sizes 35 and 50!)

Max. Working Pressure	Temperature	Thread	TÜV-certified	Media	
PN 50 bar	-40°C – +90°C	ISO 228	all types	Mortar/ concrete	1

Plugs with hose stem (full passage)								System 22	System 23.5
Hose connect.	L	T.-Size	AD	L1	Passage	Version	Weight	Type No.	Type No.
Hose i.D. 25	110	25	35	64	20	rigid	270	VST 25	Same dimension
Hose i.D. 25	120	X25	41	65	24	rigid	385	VST-X25	Same dimension
Hose i.D. 25	125	X25	41	60	24	swivelling	420	VST-X25-DR	Same dimension
Hose i.D. 35	120	35	49.5	70	30	rigid	515	VST 35	VST 35-N
Hose i.D. 35	146	35	49.5	68	30	swivelling	740	VST 35-DR	VST 35-DR-N
Hose i.D. 38	120	35	49.5	70	33	rigid	470	VST 38/35	VST 38/35-N
Hose i.D. 42	120	42	53	77	38	rigid	450	VST 42**	Same dimension
Hose i.D. 50	140	50	63	77.5	42	rigid	925	VST 50	VST 50-N
Hose i.D. 50	170	50	63	82	43	swivelling	1230	VST 50-DR	VST 50-DR-N
Hose i.D. 65	156	65	73	98	56	rigid	1352	VST 65*	Same dimension

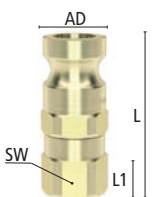
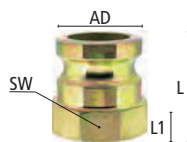
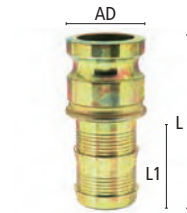
Plugs with hose stem (reduced passage)									
Hose connect.	L	T.-Size	AD	L1	Passage	Version	Weight	Type No.	Type No.
Hose i.D. 19	100	X25	41	50	16	rigid	325	VST-X25/19R	Same dimension
Hose i.D. 25	115	35	49.5	64	20	rigid	545	VST 35/25 R	VST 35/25 R-N
Hose i.D. 35	121	50	63	70	30	rigid	830	VST 50/35 R	VST 50/35 R-N
Hose i.D. 42	121	50	63	70	38	rigid	757	VST 50/42 R	VST 50/42 R-N

Plugs with female thread										
Thread connect.	L	SW	T.-Size	AD	L1	Passage	Version	Weight	Type No.	Type No.
G 1 f	67	41	25	35	15	20	rigid	280	VIG 10/25	Same dimension
G 1 f	67	41	X25	41	15	25	rigid	345	VIG 10-X25	Same dimension
G 1 f	106	41	X25	41	21	23	swivelling	610	VIG 10-X25-DR	Same dimension
G 1 1/4 f	67	50	X25	41	16	25	rigid	386	VIG 54-X25	Same dimension
G 1 f	63	50	35	49.5	20	30	rigid	521	VIG 10/35	VIG 10/35-N
G 1 1/4 f	68	50	35	49.5	16	33	rigid	461	VIG 54/35	VIG 54/35-N
G 1 1/4 f	120	50	35	49.5	23	33	swivelling	840	VIG 54/35-DR	VIG 54/35-DR-N
G 1 1/2 f	68	55	35	49.5	19	33	rigid	453	VIG 15/35	VIG 15/35-N
G 2 f	74	70	35	49.5	20	33	rigid	665	VIG 20/35	VIG 20/35-N
G 1 1/2 f	62	55	42	53	16	38	rigid	420	VIG 15/42**	Same dimension
G 1 1/4 f	64	65	50	63	22	35	rigid	820	VIG 54/50	VIG 54/50-N
G 1 1/2 f	64	65	50	63	22	44	rigid	678	VIG 15/50	VIG 15/50-N
G 2 f	71	70	50	63	20	45	rigid	620	VIG 20/50	VIG 20/50-N
G 2 f	130	70	50	63	25	43	swivelling	1040	VIG 20/50-DR	VIG 20/50-DR-N
G 2 1/2 f	78	85	50	63	25	45	rigid	960	VIG 25/50	VIG 25/50-N
G 2 1/2 f	78	85	65	73	25	56	rigid	999	VIG 25/65*	Same dimension

*max. working pressure for type-size 65 PN 25 bar

**type-size 42 system 17.5 derived from DIN EN 14420-7, DN 40

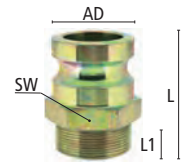
Other swivelling types on request



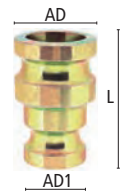
Materials

- Plug: Steel/ malleable iron zinc-plated and yellow passivated (free of chrome VI)
- Screwing stem: Steel zinc-plated and yellow passivated (free of chrome VI)
- Coupling, handle: Malleable iron zinc-plated and yellow passivated (free of chrome VI)
- Seals: NBR

									System 22		System 23.5	
Plugs with male thread										Type No.	Type No.	
Thread connect.	L	SW	Type-Size	AD	L1	Version	Passage	Weight				
G 1 m	76	41	25	35	17	rigid	20	356	VAG 10/25	Same dimension		
G 1 m	76	41	X25	41	17	rigid	24	382	VAG 10-X25	Same dimension		
G 1 1/4 m	83	50	35	49.5	20	rigid	33	527	VAG 54/35	VAG 54/35-N		
G 1 1/2 m	77	55	42	53	20	rigid	38	525	VAG 15/42**	Same dimension		
G 2 m	90	65	50	63	25	rigid	45	950	VAG 20/50	VAG 20/50-N		




Plugs on both sides – system-reducing plug							
Type-Size	L	AD	AD1	Passage	Weight	Type No.	Type No.
X25 - 25	90	41	35	20	448	VR X25/25	Same dimension
35 - 25	97	49.5	35	20	654	VR 35-25	VR 35-N-25
35 -X25	100	49.5	41	25	690	VR 35-X25	VR 35-N-X25
42 - X25	90	53	41	25	620	VR 42/X25**	Same dimension
42 - 35	90	53	49.5	33	650	VR 42/35**	VR 42/35-N
50 - X25	100	63	41	25	955	VR 50-X25	VR 50-N-X25
50 - 35	100	63	49.5	33	955	VR 50-35	VR 50-N/35-N
50 - 42	95	63	53	38	983	VR 50/42**	VR 50-N/42



Screwing stems for female thread couplings and plugs							
Hose connect.	Thread connect.	L	L1	L2	Passage	Weight	Type No.
Hose i.D. 19	G 1 m	70	18	50	16	106	MST-X25/19T
Hose i.D. 25	G 1 m	83.5	18	64	24	128	MST-X25T
Hose i.D. 35	G 1 1/4 m	91	19	70	30	236	MST-35T
Hose i.D. 38	G 1 1/4 m	91	20	70	33	210	MST-38/35T
Hose i.D. 35	G 2 m	107	27	77	30	506	MST-50/35T
Hose i.D. 42	G 1 1/2 m	97	19	77	38	259	MST-42T
Hose i.D. 42	G 2 m	106	26	77	38	428	MST-50/42T
Hose i.D. 50	G 2 m	110	26	82	42	510	MST-50T
Hose i.D. 65	G 2 1/2 m	130	25	98	56	1145	MST-65T



Couplings with plug – system-reducing-adapters								
Type-Size	L	B	ID	AD	Passage	Weight	Type No.	Type No.
X25 - 25	132	74	42	35	20	993	MSA-X25/25	Same dimension
35 - X25	133	77	51	41	24	1154	MSA 35/X25	MSA 35-N/X25
42 - 35	135	84	54	49	33	1270	MSA 42/35**	MSA 42/35-N
50 - 35	133	94	64	49	33	1580	MSA 50/35	MSA 50-N/35-N
50 - 42	133	94	64	53	38	1585	MSA 50/42**	MSA 50-N/42



*handles and seals as spare parts (© page 241)

**type-size 42 system 17.5 derived from DIN EN 14420-7, DN 40