

Claw Couplings

Standard Version DIN 3489

- Robust claw couplings made of malleable iron zinc-plated and yellow passivated (free of chrome VI), with safety notches
- 100 % function check and sight control
- With oil-resistant rubber ring GOER, on request with steam resistant rubber ring GDOR made of TFEP (up to +200°C), surcharge: 6.72 Euro
- Universal coupling, worldwide used system for compressed air supply in construction and industry

Materials

- Claw, connector: Malleable iron zinc-plated and yellow passivated (free of chrome VI)
- Seals: NBR

Max. Working Pressure	Temperature	Thread	Norm	Claw distance	Media	
PN 10 bar	-40°C – +95°C	ISO 228, NPT	DIN 3489	42 mm	Compressed Air	10

Also in Stainless steel
Page 330

Claw Couplings with hose barb (formerly DIN 3483)

Hose connection	L	B	L1	Passage	Weight	Type No.
Hose i.D. 6	70	63	25	5	157	SKG 6
Hose i.D. 10	76	63	45	7	150	SKG 10
Hose i.D. 13	69	63	45	8.5	141	SKG 13
Hose i.D. 15	69	63	45	11	142	SKG 15
Hose i.D. 19	69	63	45	15	155	SKG 19
Hose i.D. 25	70	63	46	19	176	SKG 25
Hose i.D. 32	90	63	64	20	244	SKG 32

For hose clamps DIN 20039 A, type SL (© page 253) or crimping ferrules type LPH (© page 401)



Claw Couplings with hose barb and safety collar

Hose connection	L	B	L1	∅Collar	Passage	Weight	Type No.
Hose i.D. 13	75	63	35.5	25	8.5	174	SKB 13
Hose i.D. 15	75	63	35.5	26	11	175	SKB 15
Hose i.D. 19	75	63	40.5	28.5	15	182	SKB 19
Hose i.D. 19	73.5	63	41	24	15	160	SKB 19 FL*
Hose i.D. 25	75	63	40.5	40	20	240	SKB 25
Hose i.D. 25	75	63	40.5	30	20	190	SKB 25 FL*


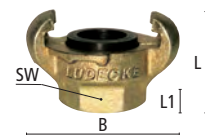
For hose clamps DIN 20039 B, type SK (© page 253), safe hose assembly.

*Flat hose version, assembly with hose clamps SK..FL



Claw Couplings with female thread (formerly DIN 3482)

Thread connection	L	SW	B	L1	Passage	Weight	Type No.
G 1/4 f	36	22	63	12	11	138	KIG 14
G 3/8 f	36	22	63	12	15	135	KIG 38
G 1/2 f	38	27	63	12	19	150	KIG 12
G 1/2 f	41	-	63	14.5	19	180	KIGO 12**
G 3/4 f	40	32	63	14.5	20	155	KIG 34
NPT 3/4 f	38	32	63	17	20	160	KIG 34 NPT
G 3/4 f	41	-	63	14.5	20	155	KIGO 34**
G 1 f	40	41	63	18	20	184	KIG 10
NPT 1 f	40	40	63	18	20	180	KIG 10 NPT
G 1 1/4 f	55	50	63	18	20	297	KIG 54



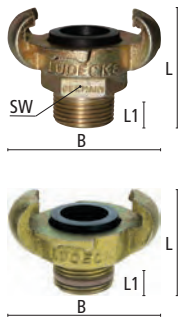
Claw Couplings with blank ends (formerly DIN 3484)

Version	L	B		Weight	Type No.
without chain	43	63	10	130	VKO
with chain	43	63	10	140	VKM
chain, spare part (steel zinc-plated)	200	-	25	7	VKM-K



Claw Couplings

Standard Version DIN 3489



Claw Couplings with male thread (formerly DIN 3481)

Thread connection	L	SW	B	L1	Passage	Weight	Type No.
G 1/4 m	50	22	63	9	6	157	KAG 14
G 3/8 m	52	27	63	14	9	170	KAG 38
G 1/2 m	47	27	63	14	13	162	KAG 12
NPT 1/2 m	49	27	63	16	13	166	KAG 12 NPT
G 3/4 m	50	32	63	14,5	17	175	KAG 34
NPT 3/4 m	49	32	63	17	18	176	KAG 34 NPT
G 3/4 m	41	-	63	15	17	150	KAGO 34**
G 1 m	47	40	63	15	20	174	KAG 10
NPT 1 m	48	40	63	15	20	196	KAG 10 NPT
G 1 m	41	-	63	15	20	165	KAGO 10**
G 1 1/4 m	52	46	63	18	20	230	KAG 54

Male thread sealing with PVC sealing ring type HPD (☉ below)

**without Hexagon, with LÜDSY-sealing ring

Max. Working Pressure	Temperature	Thread	Claw distance	Media
PN 10 bar	-40°C – +95°C	ISO 228/ DIN EN 10226	42 mm	Air



Three-way connections with thread connection or claw couplings (rubber seal)

Connection	L	B	Material	Seal	Passage	Weight	Type No.
3 x R 3/4 f	68	68	Malleable iron	-	24	255	DWS 34
3 x KAGO 34	120	120	Malleable iron	NBR	17	708	DWSG 34
3 x R 1 f	85	85	Malleable iron	-	30	413	DWS 10
3 x KAGO 10	135	130	Malleable iron	NBR	21	905	DWSG 10

Original Rubber Rings for Standard Claw Couplings DIN 3489

Resistance	L	D	D1	Material	Temp °C	Media	Colour	Shore A	Weight	Type No.
Oil	11	34	20	NBR	-40 – +95	Compr. Air	black	65°	6	GOER
Steam	10	33	20	TFEP	-15 – +200	Steam	red	65°	6	GDOR
Chemicals	10.5	34	20	FKM	-40 – +200	Chemical	green	50°	9	GVOR



Hard PVC Sealing Rings for fast, easy and tight sealing of male threads

For male thread	L	D	D1	Weight	Type No.
G 1/8 m	1.5	13	10	0.13	HPD 18
G 1/4 m	2	17.5	13.5	0.31	HPD 14
G 3/8 m	2	20.8	16.9	0.37	HPD 38
G 1/2 m	2	25.5	21.2	0.53	HPD 12
G 3/4 m	2	31.5	26.4	0.73	HPD 34
G 1 m	2	40	33.5	1.15	HPD 10

