

# Temperature Regulation Quick Connect Couplings

plug size 13 mm – Stainless Steel 1.4305 **Series ESHE**

- One-hand quick connect couplings made of stainless steel 1.4305
- For temperature regulation applications with hot or cold water as well as tempered oil e.g. in clean-room applications
- Optional with straight-through, single or double shut-off valves
- All couplings available with security lock, just add „S” on Type No. (Surcharge: 2.19 Euro gross)

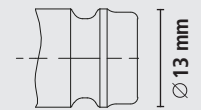
## Materials

- Body, sleeve, valve body, valve, plug: Stainless Steel 1.4305
- Springs, retaining ring: Stainless Steel 1.4310
- Balls: Stainless Steel 1.4034
- Seals: FKM

Max. Working Pressure	Temperature	DN	Thread	Operation	Type of valve	Media	
PN 15 bar	-20°C – +200°C*	9	ISO 228 / DIN 13	One-hand	single/double/straight-through	Tempered media	Coupl. 1 / Plug 5

**DN 9**

Plug Profile (original size)



European Plug Profile

## Couplings with straight standard hose stem without/with valve

Hose connection	L	D	L1	DS	Passage	Weight	Type No. w/o. Valve	Type No. w. Valve
Hose i.D. 13	61.5	22	25	13	9	81	ESHE 13 TL	ESHE 13 TLAB



## Couplings with 45° standard hose stem without/with valve

Hose connection	L	D	L1	DS	Passage	Weight	Type No. w/o. Valve	Type No. w. Valve
Hose i.D. 13	51	22	30	13	9	109	ESHE 13 TL-45	ESHE 13 TL-45AB



## Couplings with 90° standard hose stem without/with valve

Hose connection	L	D	L1	DS	Passage	Weight	Type No. w/o. Valve	Type No. w. Valve
Hose i.D. 13	51	22	30	13	9	111	ESHE 13 TL-90	ESHE 13 TL-90AB



## Couplings with straight male thread without/with valve (inner cone DIN 3863)

Thread connection	L	SW	D	L1	DS	Passage	Weight	Type No. w/o. Valve	Type No. w. Valve
G 3/8 m	52	22	22	9	13	9	94	ESHE 38 A	ESHE 38 AAB
M 16x1.5 m	52	22	22	9	13	9	93	ESHE 1615 A	ESHE 1615 AAB



## Couplings with 45° male thread without/with valve (inner cone DIN 3863)

Thread connection	L	SW	D	L1	DS	Passage	Weight	Type No. w/o. Valve	Type No. w. Valve
G 3/8 m	54	19	22	9	13	9	114	ESHE 38 A-45	ESHE 38 A-45AB
M 16x1.5 m	54	19	22	9	13	9	114	ESHE 1615 A-45	ESHE 1615 A-45AB



## Couplings with 90° male thread without/with valve (inner cone DIN 3863)

Thread connection	L	SW	D	L1	DS	Passage	Weight	Type No. w/o. Valve	Type No. w. Valve
G 3/8 m	54	19	22	9	13	9	126	ESHE 38 A-90	ESHE 38 A-90AB
M 16x1.5 m	54	19	22	9	13	9	126	ESHE 1615 A-90	ESHE 1615 A-90AB



## Couplings with straight female thread without/ with valve

Thread connection	L	SW	D	L1	DS	Passage	Weight	Type No. w/o. Valve	Type No. w. Valve
G 1/4 f	44.5	17	22	9	13	9	102	ESHE 14 I	ESHE 14 IAB
G 3/8 f	46	22	22	9	13	9	104	ESHE 38 I	ESHE 38 IAB



Safe connection of individual coupling parts due to special glue and additional FKM o-ring sealing.

Other types/ sizes on request

Suitable hose clips, double-ear hose clips or crimping ferrules for standard hoses (© page 398 - 401)

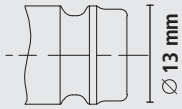
\*subject to media (oil: 200°C, water: 150°C, air: 200°C)

# Temperature Regulation Quick Connect Couplings

## Series ESHE plug size 13 mm – Stainless Steel 1.4305

### DN 9

Plug Profile (original size)



#### Plugs with standard hose stem without valve

Hose connection	L	D	L1	L2	DS	Passage	Weight	Type No.
Hose i.D. 13	39,5	16	25	14	13	9	25	ESHE 13 SL



#### Plugs with straight male thread without valve (inner cone DIN 3863)

Thread connection	L	SW	L1	L2	DS	Passage	Weight	Type No.
G 1/4 m	26	15	9	14	13	9	17	ESHE 14 NA
G 3/8 m	26	17	9	14	13	9	22	ESHE 38 NA
G 1/2 m	31	22	12	14	13	9	22	ESHE 12 NA
M 14x1.5 m	26	15	9	14	13	9	16	ESHE 1415 NA
M 16 x 1.5 m	26	17	9	14	13	9	20	ESHE 1615 NA




#### Plugs with straight male thread with valve

Thread connection	L	SW	L1	L2	DS	Passage	Weight	Type No.
G 1/4 m	30	15	11	14	13	9	21	ESHE 14 NAAB
G 3/8 m	29	17	12	14	13	9	23,5	ESHE 38 NAAB
M 16x1.5 m	29	17	12	14	13	9	23	ESHE 1615 NAAB



#### Plug System Adapters

Connection	L	D	L1	L2	DS	DS1	Passage	Weight	Type No.
DN 6 – DN 9	34	14	14	14	9	13	6	19	ESHME-ESHE
DN 9 – DN 9	34	14	14	14	13	13	9	25	ESHE-ESHE



#### Plug Tubes for countersunk mould threads

D	L	SW	L1	L2	DS	Passage	Weight	Type No.
14	150	15	127	14	13	9	109	ESHE 150 R