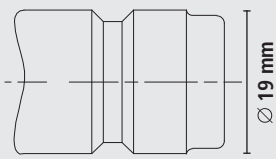


Temperature Regulation Quick Connect Couplings


Series ESHG Plug size 19 mm

DN 13

Plug Profile (original size)



European Plug Profile



- One-hand quick connect couplings with high flow rates made of brass MS 58
- For temperature regulation applications with hot or cold water as well as tempered oil
- Optional with straight-through, single or double shut-off valves
- Hose couplings available with standard stem profile for standard hoses or quick-fit profile for quick-fit hoses
- All couplings available with security lock, just add "S" on Type No. (Surcharge: 2.19 Euro gross)

Materials:

- Body, valve body, valve, plug: Brass MS 58 plain
- Sleeve: Brass MS 58 plain/ nickel-plated
- Springs, retaining ring: Stainless steel 1.4310
- Balls: Stainless steel 1.4034
- Seals: FKM

Max. Working Pressure	Temperature	DN	Thread	Operation	Type of valve	Media	
PN 15 bar	-20°C – +200°C*	13	ISO 228 / DIN 13	One-hand	Single/double/straight-through	Tempered media	Coupl. 1 / Plug 5

Couplings with straight standard hose stem without/with valve

Hose connection	L	D	L1	DS	Passage	Weight	Type No. w/o v.	Type No. w valve
Hose i.D. 13	83	31	25	19	9	200	ESHG 13 TL	ESHG 13 TLAB
Hose i.D. 19	92	31	34	19	13	222	ESHG 19 TL	ESHG 19 TLAB

Couplings with straight quick-fit hose stem without/with valve

Hose connection	L	D	L1	DS	Passage	Weight	Type No. w/o v.	Type No. w valve
Hose i.D. 16	96	31	38	19	13	222	ESHG 16 T	ESHG 16 TAB
Hose i.D. 19	96	31	38	19	13	240	ESHG 19 T	ESHG 19 TAB

Couplings with 45° quick-fit hose stem without/with valve

Hose connection	L	D	L1	DS	Passage	Weight	Type No. w/o v.	Type No. w valve
Hose i.D. 16	82	31	38	19	13	320	ESHG 16 T-45	ESHG 16 T-45AB

Couplings with 90° quick-fit hose stem without/with valve

Hose connection	L	D	L1	DS	Passage	Weight	Type No. w/o v.	Type No. w valve
Hose i.D. 16	82	31	38	19	13	320	ESHG 16 T-90	ESHG 16 T-90AB

Couplings with straight hose stem – short version without one-hand operation and without valve

Hose connection	L	D	L1	DS	Passage	Weight	Type No. w/o valve
Hose i.D. 19	71	31	34	19	13	170	ESHG 19 TLK

Couplings with straight quick fit hose stem – short version without one-hand operation and without valve

Hose connection	L	D	L1	DS	Passage	Weight	Type No. w/o valve
Hose i.D. 16	75	31	38	19	13	163	ESHG 16 TK
Hose i.D. 19	75	31	38	19	13	180	ESHG 19 TK

Couplings with 45° standard hose stem without/with valve

Hose connection	L	D	L1	DS	Passage	Weight	Type No. w/o v.	Type No. w valve
Hose i.D. 19	78	31	36	19	13	305	ESHG 19 TL-45	ESHG 19 TL-45AB

Couplings with 90° standard hose stem without/with valve

Hose connection	L	D	L1	DS	Passage	Weight	Type No. w/o v.	Type No. w valve
Hose i.D. 19	78	31	34	19	13	310	ESHG 19 TL-90	ESHG 19 TL-90AB

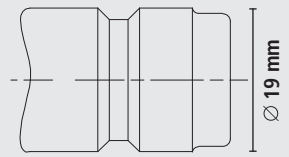
*subject to media (oil: 200°C, water: 150°C, air: 200°C)

Temperature Regulation Quick Connect Couplings

Plug size 19 mm **Series ESHG**

DN 13

Plug Profile (original size)



Couplings with straight male thread without/with valve (inner cone DIN 3863)

Thread connection	L	SW	D	L1	DS	Passage	Weight	Type No. w/o v.	Type No. w valve
G 1/2 m	74	30	31	12	19	13	228	ESHG 12 A	ESHG 12 AAB
M 24x1.5 m	78	30	31	16	19	13	250	ESHG 2415 A	ESHG 2415 AAB
G 3/4 m	78	30	31	16	19	13	250	ESHG 34 A	ESHG 34 AAB

Couplings with 45° male thread without/with valve (inner cone DIN 3863)

NEW!

Thread connection	L	SW	D	L1	DS	Passage	Weight	Type No. w/o v.	Type No. w valve
G 3/4 m	81	30	31	18	19	13	372	ESHG 34 A-45	ESHG 34 A-45AB
M 24x1.5 m	81	30	31	18	19	13	328	ESHG 2415 A-45	ESHG 2415A-45AB

Couplings with 90° male thread without/with valve (inner cone DIN 3863)

NEW!

Thread connection	L	SW	D	L1	DS	Passage	Weight	Type No. w/o v.	Type No. w valve
G 3/4 m	81	30	31	18	19	13	380	ESHG 34 A-90	ESHG 34 A-90AB
M 24x1.5 m	81	30	31	18	19	13	338	ESHG 2415 A-90	ESHG 2415 A90AB

Couplings with straight female thread without/with valve

Thread connection	L	SW	D	L1	DS	Passage	Weight	Type No. w/o v.	Type No. w valve
G 3/4 f	78	33	31	16	19	13	270	ESHG 34 I	ESHG 34 IAB

Diversion coupling for temperature regulation bridges with 90° tube connection without/with valve

Connection	L	D	DS	Passage	Weight	Type No. w/o v.	Type No. w valve
Tube 14/12	80	31	19	12	350	ESHG 14-U	ESHG 14-UAB

Tube (chamfered) for diversion couplings (temperature regulation tube) hardened brass

Connection	L	D	Passage	Weight	Type No.
Tube 14/12	500	14	12	170	TR 500-14

Marking rings for easy and clear identification of quick-fit hose lines


Version	D	Colour	Weight	Type No.
For Hose i.D. 16	25	blue	10	AR-BL 16
For Hose i.D. 16	25	red	10	AR-RO 16
For Hose i.D. 16	25	yellow	10	AR-GE 16

To put on coupling or plug stem before assembling the quick-fit hose

Suitable hose clips, double-ear hose clips or crimping ferrules for standard hoses (© page 194 - 197)

Other types/ sizes on request

Safety instruction: Only use quick-fit hose stems in combination with suitable quick-fit hoses (up to max. 100°C)!

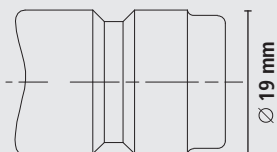


Temperature Regulation Quick Connect Couplings

Series ESHG Plug size 19 mm

DN 13

Plug Profile (original size)




Plugs with straight standard hose stem without valve

Hose connection	L	L1	L2	DS	Passage	Weight	Type No.
Hose i.D. 13	54	25	27	19	9	52	ESHG 13 SL
Hose i.D. 19	63	34	27	19	13	81	ESHG 19 SL




Plugs with straight quick-fit hose stem without valve

Hose connection	L	L1	L2	DS	Passage	Weight	Type No.
Hose i.D. 16	67	38	27	19	13	63	ESHG 16 S
Hose i.D. 19	67	38	27	19	13	93	ESHG 19 S




Plugs with straight male thread without valve (inner cone DIN 3863)

Thread connection	L	SW	L1	L2	DS	Passage	Weight	Type No.
G 1/2 m	47	22	12	27	19	13	64	ESHG 12 NA*
G 3/4 m	51	27	16	27	19	13	107	ESHG 34 NA*
M 24x1.5 m	51	27	16	27	19	13	97	ESHG 2415 NA



NEW! Plugs with straight female thread without valve

Thread connection	L	L1	L2	DS	Passage	Weight	Type No.
G 1/2 f	42	12	27	19	13	77	ESHG 12 NI
G 3/4 f	42	12	27	19	13	60	ESHG 34 NI



Plugs with 90° male thread without valve (metrical thread DIN 158/ R-thread DIN EN 10226)

Thread connection	L	SW	L1	L2	DS	Passage	Weight	Type No.
R 1/2 m	47	24	16	27	19	13	100	ESHG 12 NA-90*
M 24x1.5 m	47	24	16	27	19	13	105	ESHG 2415 NA-90



Plugs with straight male thread with valve

Thread connection	L	SW	L1	L2	DS	Passage	Weight	Type No.
G 1/2 m	47	22	12	27	19	13	84	ESHG 12 NAAB*
G 3/4 m	51	27	16	27	19	13	90	ESHG 34 NAAB*
M 24x1.5 m	51	27	16	27	19	13	86	ESHG 2415 NAAB

Protection cap (plastic) for plug profile ESHG 100 ESHG-K

*Plugs with inch thread nickel-plated for simple distinction

Temperature Regulation Quick Connect Couplings

Plug size 19 mm – with Automatic Locking Mechanism **Series ESHGT**

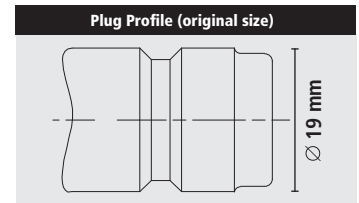
- One-hand quick connect couplings with patented automatic safety locking mechanism
- Forced guidance design with visual colour coding on the locking sleeve
- Combined pressure-torsion spring and strengthened release sleeve made of high resistant special brass
- **For temperature regulation applications with hot or cold water as well as tempered oil**
- Optional with straight-through, single or double shut-off valves
- To be coupled with plug series ESHG DN 13 (page 162)
- Versions with additional O-ring sealing at connection port to prevent leakage in high-temperature applications

Materials

- Body, valve body, valve, plug: Brass MS 58 plain
- Sleeve: High resistant special brass plain/ nickel-plated
- Springs, retaining ring: Stainless steel 1.4310
- Balls: Stainless steel 1.4034
- Seals: High-Performance FKM


Max. Working Pressure	Temperature	DN	Thread	Operation	Type of valve	Media	
PN 15 bar	-20°C – +220°C*	13	ISO 228 / DIN 13	One-hand	Single/double/straight-through	Tempered media	5

DN 13



Also in Stainless steel
Series ESHGTE
Page 320

European
Plug Profile



Couplings with straight standard hose stem without/with valve

Hose connection	L	D	L1	DS	Passage	Weight	Type No. w/o valve	Type No. w valve
Hose i.D. 13	82	32.5	25	19	9	131	ESHGT 13 TL	ESHGT 13 TLAB
Hose i.D. 19	90	32.5	34	19	14	210	ESHGT 19 TL	ESHGT 19 TLAB

Couplings with 45° standard hose stem without/with valve

Hose connection	L	D	L1	DS	Passage	Weight	Type No. w/o valve	Type No. w valve
Hose i.D. 13	82	32.5	25	19	9	131	ESHGT 13 TL45	ESHGT 13 TL45AB
Hose i.D. 19	90	32.5	34	19	14	210	ESHGT 19 TL45	ESHGT 19 TL45AB

Couplings with 90° standard hose stem without/with valve

Hose connection	L	D	L1	DS	Passage	Weight	Type No. w/o valve	Type No. w valve
Hose i.D. 13	82	32.5	25	19	9	131	ESHGT 13 TL90	ESHGT 13 TL90AB
Hose i.D. 19	90	32.5	34	19	14	210	ESHGT 19 TL90	ESHGT 19 TL90AB

Couplings with straight male long thread without/with valve (inner cone DIN 3863)

Thread connection	L	SW	D	L1	DS	Passage	Weight	Type No. w/o valve	Type No. w valve
G 1/2 m	76	30	32.5	15	19	13	226	ESHGT12AL	ESHGT12ALAB
G 3/4 m	77	30	32.5	16	19	13	252	ESHGT34AL	ESHGT34ALAB
M 24x1.5 m	77	30	32.5	16	19	13	242	ESHGT2415AL	ESHGT2415ALAB

Couplings with 45° male long thread without/with valve (inner cone DIN 3863)

Thread connection	L	SW	D	L1	DS	Passage	Weight	Type No. w/o valve	Type No. w valve
G 1/2 m	81	30	32.5	16	19	13	332	ESHGT12AL45	ESHGT12AL45AB
G 3/4 m	81	30	32.5	16	19	13	357	ESHGT34AL45	ESHGT34AL45AB
M 24x1.5 m	81	30	32.5	17	19	13	348	ESHGT2415AL45	ESHGT2415AL45AB

Couplings with 90° male long thread without/with valve (inner cone DIN 3863)

Thread connection	L	SW	D	L1	DS	Passage	Weight	Type No. w/o valve	Type No. w valve
G 1/2 m	81	30	32.5	16	19	13	334	ESHGT12AL90	ESHGT12AL90AB
G 3/4 m	81	30	32.5	16	19	13	361	ESHGT34AL90	ESHGT34AL90AB
M 24x1.5 m	81	30	32.5	17	19	13	350	ESHGT2415AL90	ESHGT2415AL90AB

Other types/ sizes on request

*subject to media (oil: 220°C, water: 180°C, air: 220°C)

**Temp[®]
Secure**
by **LUDECKE**

