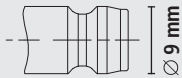


Temperature Regulation Quick Connect Couplings

Series ESHM plug size 9 mm

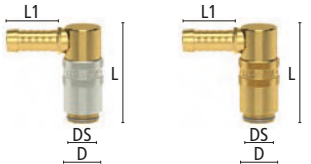




DN 6

Plug Profile (original size)



Also in Stainless Steel
Series ESHME
page 314

European
Plug Profile



- One-hand quick connect couplings with small dimensions made of brass MS 58
- For Temperature regulation applications with hot or cold water as well as tempered oil
- Optional with straight-through, single or double shut-off valves
- Hose couplings available with standard stem profile for standard hoses or quick-fit profile for quick-fit hoses
- All couplings available with security lock, just add „S” on Type No. (Surcharge: 2.19 Euro gross)

Materials

- Body, valve body, valve: Brass MS 58 plain
- Sleeve, plug: Brass MS 58 plain/ nickel-plated
- Springs, retaining ring: Stainless steel 1.4310
- Balls: Stainless steel 1.4034
- Seals: FKM

Max. Working Pressure	Temperature	DN	Thread	Operation	Type of valve	Media	
PN 15 bar	-20°C – +200°C*	6	ISO228/ DIN13/ DIN158	One-hand	single/double/straight-thr.	Tempered media	Coupl. 5 / Plug 10

Couplings with straight standard hose stem without/with valve

Hose connection	L	D	L1	DS	Passage	Weight	Type No. w/o v.	Type No. w valve
Hose i.D. 6	53	17	22.5	9	5	40	ESHM 6 TL	ESHM 6 TLAB
Hose i.D. 9	53	17	22.5	9	6	45		ESHM 9 TLAB
Hose i.D. 9	53	17	22.5	9	6	45	ESHM 9 TL	
Hose i.D. 13	55	17	25	9	6	54	ESHM 13 TL	ESHM 13 TLAB

Couplings with straight quick-fit hose stem without/with valve

Hose connection	L	D	L1	DS	Passage	Weight	Type No. w/o v.	Type No. w valve
Hose i.D. 6	58.5	17	28	9	5	42	ESHM 6 T	ESHM 6 TAB
Hose i.D. 10	58.5	17	28	9	6	49	ESHM 10 T	ESHM 10 TAB

Couplings with 45° standard hose stem without/with valve

Hose connection	L	D	L1	DS	Passage	Weight	Type No. w/o v.	Type No. w valve
Hose i.D. 6	42.5	17	25.5	9	5	58	ESHM 6 TL-45	ESHM 6 TL-45AB
Hose i.D. 9	42.5	17	25.5	9	6	62	ESHM 9 TL-45	ESHM 9 TL-45AB

Couplings with 45° quick-fit hose stem without/with valve

Hose connection	L	D	L1	DS	Passage	Weight	Type No. w/o v.	Type No. w valve
Hose i.D. 6	42.5	17	33	9	5	59	ESHM 6 T-45	ESHM 6 T-45AB
Hose i.D. 10	42.5	17	33	9	6	68	ESHM 10 T-45	ESHM 10 T-45AB

Couplings with 90° standard hose stem without/with valve

Hose connection	L	D	L1	DS	Passage	Weight	Type No. w/o v.	Type No. w valve
Hose i.D. 6	42.5	17	22.5	9	5	58	ESHM 6 TL-90	ESHM 6 TL-90AB
Hose i.D. 9	42.5	17	22.5	9	6	62	ESHM 9 TL-90	ESHM 9 TL-90AB

Couplings with 90° quick-fit hose stem without/with valve

Hose connection	L	D	L1	DS	Passage	Weight	Type No. w/o v.	Type No. w valve
Hose i.D. 6	42.5	17	28	9	5	59	ESHM 6 T-90	ESHM 6 T-90AB
Hose i.D. 10	42.5	17	28	9	6	68	ESHM 10 T-90	ESHM 10 T-90AB

Marking rings for easy and clear identification of quick-fit hose lines

Version	D	Colour		Weight	Type No.
For Hose i.D. 6	14	blue	50	0.3	AR-BL 6
For Hose i.D. 6	14	red	50	0.3	AR-RO 6
For Hose i.D. 6	14	yellow	50	0.3	AR-GE 6
For Hose i.D. 10	17	blue	50	0.5	AR-BL 10
For Hose i.D. 10	17	red	50	0.5	AR-RO 10
For Hose i.D. 10	17	yellow	50	0.5	AR-GE 10

To put on coupling or plug stem before assembling the quick-fit hose!

Suitable hose clips, double-ear hose clips or crimping ferrules for standard hoses – (© page 194 - 197)

Safety instruction: Only use quick-fit hose stems in combination with suitable quick-fit hoses (up to max. 100°C)!

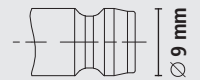
*subject to media (oil: 200°C, water: 150°C, air: 200°C)

Temperature Regulation Quick Connect Couplings

plug size 9 mm **Series ESHM**


DN 6

Plug Profile (original size)



Couplings with straight male thread without/with valve (inner cone DIN 3863)

Thread connection	L	SW	D	L1	DS	Passage	Weight	Type No. w/o v.	Type No. w valve
G 1/4 m	48	17	17	9	9	6	60	ESHM 14 A	ESHM 14 AAB
G 3/8 m	48	19	17	9	9	6	70	ESHM 38 A	ESHM 38 AAB
M 10x1 m	46	17	17	7	9	6	60	ESHM 101 A	ESHM 101 AAB
M 14x1.5 m	48	17	17	9	9	6	60	ESHM 1415 A	ESHM 1415 AAB
M 16x1.5 m	48	19	17	9	9	6	70	ESHM 1615 A	ESHM 1615 AAB
G 1/4 m	52	17	17	11	9	6	65	ESHM 14 AL*	ESHM 14 ALAB
G 3/8 m	52	19	17	11	9	6	75	ESHM 38 AL*	ESHM 38 ALAB
M 14x1.5 m	52	17	17	11	9	6	65	ESHM 1415 AL*	ESHM 1415 ALAB




Couplings with straight male thread (short version) with valve

Thread connection	L	SW	D	L1	DS	Passage	Weight	Type No.
G 1/4 m	38	17	17	9	9	6	45	ESHM 14 AKAB




Couplings with 45° male thread without/with valve (inner cone DIN 3863)

Thread connection	L	SW	D	L1	DS	Passage	Weight	Type No. w/o v.	Type No. w valve
G 1/4 m	47	17	17	9	9	6	65	ESHM 14 A-45	ESHM 14 A-45AB
G 3/8 m	47	19	17	10	9	6	75	ESHM 38 A-45	ESHM 38 A-45AB
M 10x1 m	47	17	17	7	9	6	65	ESHM 101 A-45	ESHM 101 A-45AB
M 14x1.5 m	47	17	17	9	9	6	65	ESHM 1415 A-45	ESHM 1415A-45AB
M 16x1.5 m	47	19	17	9	9	6	75	ESHM 1615 A-45	ESHM 1615A-45AB
G 3/8 m	47	19	17	11	9	6	80	ESHM 38 AL-45*	ESHM 38 AL-45AB*




Couplings with 90° male thread without/with valve (inner cone DIN 3863)

Thread connection	L	SW	D	L1	DS	Passage	Weight	Type No. w/o v.	Type No. w valve
G 1/4 m	47	17	17	9	9	6	75	ESHM 14 A-90	ESHM 14 A-90AB
G 3/8 m	47	19	17	9	9	6	85	ESHM 38 A-90	ESHM 38 A-90AB
M 10x1 m	47	17	17	7	9	6	75	ESHM 101 A-90	ESHM 101 A-90AB
M 14x1.5 m	47	17	17	9	9	6	75	ESHM 1415 A-90	ESHM 1415A-90AB
M 16x1.5 m	47	19	17	9	9	6	85	ESHM 1615 A-90	ESHM 1615A-90AB
G 3/8 m	47	19	17	11	9	6	90	ESHM 38 AL-90*	ESHM 38 AL-90AB*



Couplings with straight female thread without/with valve

Thread connection	L	SW	D	L1	DS	Passage	Weight	Type No. w/o v.	Type No. w valve
G 1/4 f	41.5	17	17	9	9	6	50	ESHM 14 I	ESHM 14 IAB
G 3/8 f	42	21	17	9	9	6	60	ESHM 38 I	ESHM 38 IAB
M 10x1 f	41.5	17	17	9	9	6	50	ESHM 101 I	ESHM 101 IAB
M 14x1.5 f	41.5	17	17	9	9	6	50	ESHM 1415 I	ESHM 1415 IAB



Couplings with plug DN 9 - ESH System Adapters and ESHM-ESD System Adapter

Thread connect.	L	D	L1	DS	Passage	Version	Weight	Type No. w/o v.	Type No. w valve
DN 6 - DN 9	44	17	14	9	6	straight	75	ESHMK-ESHS	ESHMK-ESHS-AB
DN 6 - DN 9	49	17	14	9	6	45°	80	ESHMK-ESHS-45	ESHMK-ESHS-45AB
DN 6 - DN 9	47	17	14	9	6	90°	80	ESHMK-ESHS-90	ESHMK-ESHS-90AB
DN 6 - DN 6	47	17	10.5	9	6	straight	70	ESHMK-ESDMS	ESHMK-ESDMS-AB
DN 6 - DN 9	47	17	15.5	9	6	straight	75	ESHMK-ESDS	ESHMK-ESDS-AB

*Version AL with longer male thread mainly used for assembly with Ermeto fittings.

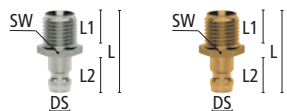
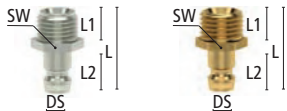
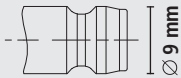


Temperature Regulation Quick Connect Couplings

Series ESHM plug size 9 mm

DN 6

Plug Profile (original size)



Diversion coupling for temperature regulation bridges with 90° tube connection without/with valve

Connection	L	D	DS	Passage	Weight	Type No. w/o valve	Type No. w valve
Tube 8/6	43	17	9	6	63	ESHM 8-U	ESHM 8-UAB

Tube (chamfered) for diversion couplings (temperature regulation tube), hardened brass

Connection	L	D	Passage	Weight	Type No.
Tube 8/6	250	8	6	45	TR 250-8
Tube 8/6	500	8	6	93	TR 500-8

Plain End Coupling

Connection	L	D	DS	Weight	Type No.
closed	30	17	9	37	ESHM-B

Plugs with straight standard hose stem without valve

Hose connection	L	D	L1	L2	DS	Passage	Weight	Type No.
Hose i.D. 6	39.5	12	22.5	14	9	5	9	ESHM 6 SL
Hose i.D. 9	39.5	12	22.5	14	9	6	13	ESHM 9 SL
Hose i.D. 13	39.5	16	22.5	14	9	6	17	ESHM 13 SL

Plugs with straight quick-fit hose stem without valve

Hose connection	L	D	L1	L2	DS	Passage	Weight	Type No.
Hose i.D. 6	44	12	28	14	9	5	11	ESHM 6 S
Hose i.D. 10	44	16	28	14	9	6	18	ESHM 10 S

Plugs with straight male thread without valve (inner cone DIN 3863)

Thread connection	L	SW	L1	L2	DS	Passage	Weight	Type No.
G 1/8 m	24	11	7	14	9	6	10	ESHM 18 NA*
G 1/4 m	26	15	9	14	9	6	14	ESHM 14 NA*
G 3/8 m	27	17	9	14	9	6	18	ESHM 38 NA*
M 8x0.75 m	24	11	7	14	9	4.5	9	ESHM 875 NA
M 10x1 m	24	11	7	14	9	6	8	ESHM 101 NA
M 14x1.5 m	26	15	9	14	9	6	14	ESHM 1415 NA
M 16x1.5 m	26	17	9	14	9	6	18	ESHM 1615 NA

Plugs with straight male thread and inner hexagon without valve

Thread connection	L	SW	L1	L2	DS	Passage	Weight	System	Type No.
G 1/8 m	24	11	7	14	9	6	10	SW5,19mm depth	ESHM 18 NAIB*
G 1/4 m	26	15	9	14	9	6	14	SW5,19mm depth	ESHM 14 NAIB*
M 10x1 m	24	11	7	14	9	6	8	SW5,19mm depth	ESHM 101 NAIB
M 14x1.5 m	26	15	9	14	9	6	14	SW5,19mm depth	ESHM 1415 NAIB

For easy assembly with Allen key countersunk in the tool

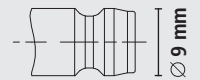
*Plugs with inch thread nickel-plated for simple distinction

Temperature Regulation Quick Connect Couplings

plug size 9 mm **Series ESHM**


DN 6

Plug Profile (original size)




Plugs with straight female thread without valve

Thread connection	L	SW	L1	L2	DS	Passage	Weight	Type No.
G 1/8 f	27	14	9	14	9	6	15	ESHM 18 NI*
G 1/4 f	27	17	9	14	9	6	19	ESHM 14 NI*
G 3/8 f	27	19	10	14	9	6	25	ESHM 38 NI*



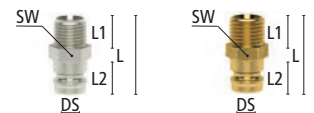
Plugs with 90° male thread without valve (metrical thread DIN 158/R-thread DIN EN 10226)

Thread connection	L	SW	L1	L2	DS	Passage	Weight	Type No.
R 1/8 m	27	15	9	14	9	6	35	ESHM 18 NA-90*
R 1/4 m	29	15	11	14	9	6	40	ESHM 14 NA-90*
R 3/8 m	30	17	12	14	9	6	44	ESHM 38 NA-90*
M 8x0.75 m	27	15	9	14	9	4.5	38	ESHM 875 NA-90
M 10x1 m	27	15	9	14	9	6	38	ESHM 101 NA-90
M 14x1.5 m	29	15	11	14	9	6	40	ESHM 1415 NA-90




Plugs with straight male thread with valve

Thread connection	L	SW	L1	L2	DS	Passage	Weight	Type No.
G 1/8 m	40	15	8	14	9	6	13	ESHM 18 NAAB*
G 1/4 m	29	15	12	14	9	6	14	ESHM 14 NAAB*
G 3/8 m	30	17	12	14	9	6	22	ESHM 38 NAAB*
M 14x1.5 m	29	15	12	14	9	6	15	ESHM 1415 NAAB




Plugs with straight male long thread without valve (for length cutting as needed)

Thread connection	L	SW	L1	L2	L3	DS	Passage	Weight	Type No.
G 1/8 m	100	11	60	14	10	9	6	36	ESHM 18-60 NA
G 1/4 m	100	14	60	14	10	9	6	58	ESHM 14-60 NA
G 3/8 m	100	17	60	14	10	9	6	90	ESHM 38-60 NA
M 10x1 m	100	11	60	14	10	9	6	36	ESHM 101-60 NA
M 14x1.5 m	100	14	60	14	10	9	6	61	ESHM 1415-60 NA



Plug Tubes for countersunk mould threads (for length cutting as needed)

D	L	SW	L1	L2	DS	Passage	Weight	Type No.
8	63	9	42	14	9	5	14	ESHM 63 R
8	100	9	79	14	9	5	20	ESHM 100 R
10	63	11	42	14	9	6	20	ESHM 63 R10
10	100	11	79	14	9	6	41	ESHM 100 R10
10	120	11	99	14	9	6	49	ESHM 120 R
10	240	11	219	14	9	6	103	ESHM 240 R
10	360	11	339	14	9	6	157	ESHM 360 R
14	150	15	127	14	9	6	114	ESHM 150 R-14



Plug System Adapters

Connection	L	L1	L2	DS	DS1	Weight	Type No.
DN 6 - DN 6	34	14	14	9	9	14	ESHM-ESHM
DN 9 - DN 6	34	14	14	9	13	18	ESH-ESHM
Protection cap (plastic) for plug profile ESHM					100		ESHM-K



*Plugs with inch thread nickel-plated for simple distinction