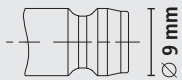


# Temperature Regulation Quick Connect Couplings

## Series ESHME plug size 9 mm – Stainless Steel 1.4305

### DN 6

Plug Profile (original size)



European Plug Profile



- One-hand quick connect couplings with reduced dimensions made of stainless steel 1.4305
- For temperature regulation applications with hot or cold water as well as tempered oil e.g. in clean-room applications
- Optional with straight-through, single or double shut-off valves
- All couplings available with security lock, just add „S“ on Type No. (Surcharge: 2.19 Euro gross)

### Materials

- Body, sleeve, valve body, valve, plug: Stainless Steel 1.4305
- Springs, retaining ring: Stainless Steel 1.4310
- Balls: Stainless Steel 1.4034
- Seals: FKM

Max. Working Pressure	Temperature	DN	Thread	Operation	Type of valve	Media	
PN 15 bar	-20°C – +200°C*	6	ISO 228 / DIN 13	One-hand	single/double/straight-through	Tempered media	Coupl. 1 / Plug 5

### Couplings with straight standard hose stem without/with valve

Hose connection	L	D	L1	DS	Passage	Weight	Type No. w/o. Valve	Type No. w. Valve
Hose i.D. 9	53	17	22.5	9	6	45	ESHME 9 TL	ESHME 9 TLAB

### Couplings with 45° standard hose stem without/with valve

Hose connection	L	D	L1	DS	Passage	Weight	Type No. w/o. Valve	Type No. w. Valve
Hose i.D. 9	42.5	17	22.5	9	6	62	ESHME 9 TL-45	ESHME 9 TL-45AB

### Couplings with 90° standard hose stem without/with valve

Hose connection	L	D	L1	DS	Passage	Weight	Type No. w/o. Valve	Type No. w. Valve
Hose i.D. 9	42.5	17	22.5	9	6	62	ESHME 9 TL-90	ESHME 9 TL-90AB

### Couplings with straight male thread without/with valve (inner cone DIN 3863)

Thread connection	L	SW	D	L1	DS	Passage	Weight	Type No. w/o. Valve	Type No. w. Valve
G 1/4 a	48	17	17	9	9	6	60	ESHME 14 A	ESHME 14 AAB
M 14x1,5 a	48	17	17	9	9	6	60	ESHME 1415 A	ESHME 1415 AAB

### Couplings with 45° male thread without/with valve (inner cone DIN 3863)

Thread connection	L	SW	D	L1	DS	Passage	Weight	Type No. w/o. Valve	Type No. w. Valve
G 1/4 m	47	16	17	9	9	6	65	ESHME 14 A-45	ESHME 14 A-45AB
M 14x1.5 m	47	16	17	9	9	6	65	ESHME 1415 A-45	ESHME1415A-45AB

### Couplings with 90° male thread without/with valve (inner cone DIN 3863)

Thread connection	L	SW	D	L1	DS	Passage	Weight	Type No. w/o. Valve	Type No. w. Valve
G 1/4 m	47	16	17	9	9	6	75	ESHME 14 A-90	ESHME 14 A-90AB
M 14x1.5 m	47	16	17	9	9	6	75	ESHME 1415 A-90	ESHME1415A-90AB

Safe connection of individual coupling parts due to special glue and additional FKM O-ring sealing.

Other types/ sizes on request!

Suitable hose clips, double-ear hose clips or crimping ferrules for standard hoses (© page 398 - 401)

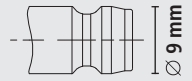
\*subject to media (oil: 200°C, water: 150°C, air: 200°C)

# Temperature Regulation Quick Connect Couplings

plug size 9 mm – Stainless Steel 1.4305 **Series ESHME**

**DN 6**

Plug Profile (original size)



### Plugs with standard hose stem without valve

Hose connection	L	D	L1	L2	DS	Passage	Weight	Type No.
Hose i.D. 9	39.5	12	22.5	14	9	6	13	ESHME 9 SL



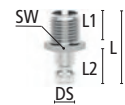
### Plugs with straight male thread without valve (inner cone DIN 3863)

Thread connection	L	SW	L1	L2	DS	Passage	Weight	Type No.
G 1/8 m	24	11	7	14	9	6	10	ESHME 18 NA
G 1/4 m	26	15	9	14	9	6	14	ESHME 14 NA
G 3/8 m	27	17	9	14	9	6	18	ESHME 38 NA
M 8x0.75 m	24	11	7	14	9	4.5	9	ESHME 875 NA
M 10x1 m	24	11	7	14	9	6	8	ESHME 101 NA
M 14x1.5 m	26	15	9	14	9	6	14	ESHME 1415 NA
M 16x1.5 m	26	17	9	14	9	6	18	ESHME 1615 NA



### Plugs with straight male thread with valve

Thread connection	L	SW	L1	L2	DS	Passage	Weight	Type No.
G 1/4 m	29	15	12	14	9	6	14	ESHME 14 NAAB
G 3/8 m	30	17	12	14	9	6	22	ESHME 38 NAAB
M 14x1.5 m	29	15	12	14	9	6	15	ESHME 1415 NAAB




### Plug System Adapters

Connection	L	D	L1	L2	DS	DS1	Passage	Weight	Type No.
DN 6 - DN 6	34	12	14	14	9	9	6	15	ESHME-ESHME
DN 6 - DN 9	34	14	14	14	9	13	6	19	ESHME-ESHE



### Plug Tubes for countersunk mould threads

D	L	SW	L1	L2	DS	Passage	Weight	Type No.
8	63	9	42	14	9	6	14	ESHME 63 R
8	100	9	79	14	9	6	20	ESHME 100 R
10	120	11	99	14	9	6	49	ESHME 120 R
10	240	11	219	14	9	6	96	ESHME 240 R



NEW