

High-Pressure Quick Couplings

made of Stainless Steel 1.4401 – System Kamlok PN 60 bar



- High-quality, robust high-pressure quick couplings made of stainless steel 1.4401
- Coupling dimensions according to US-Mil-Norm (MIL-C-27487) or DIN EN 14 420-7
- Considerably reinforced housing (compared to Standard Kamlock)
- Investment casted handle with high-pressure pins (crimped on both sides)
- Handle securing with robust cord (stainless steel) and safety clip
- TÜV accredited for working pressure up to 60 bar (burst pressure test 150 bar) for liquids*
- **Special coupling system to be used on snow pump installations, tunnelling, conveyor technology or different high-pressure applications with liquids**

Max. Working Pressure	Temperature	Thread	Norm	Media	
PN 60 bar*	-40°C – +95°C	ISO 228 / DIN EN 10226	MIL-C-27487/ DIN EN 14 420-7	Liquid media	1

Optional Stem-Types

for steelband



for crimping ferrule



for wire



for safety clamp

Couplings with hose stem for flat hoses or thick-walled rubber hoses

Hose connect.	Type-Size	ID	DN	System	Weight	Type No.
Hose i.D. 25-28	100	37.3	25	-	380	SKK 100-T
Hose i.D. 38-40	150	54	40	-	635	SKK 150-T
Hose i.D. 50-54	200	63.8	50	-	990	SKK 200-T
Hose i.D. 38-40	200	63.8	40	with thread stem	1360	SKK 200/150-T
Hose i.D. 63-67	250	76.8	65	-	2800	SKK 250-T**

Plugs with hose stem for flat hoses or thick-walled rubber hoses

Hose connect.	Type-Size	ID	DN	System	Weight	Type No.
Hose i.D. 25-28	100	36.7	25	-	230	SKS 100-T
Hose i.D. 38-40	150	53.4	40	-	425	SKS 150-T
Hose i.D. 50-54	200	63	50	-	740	SKS 200-T
Hose i.D. 38-40	200	63	40	with thread stem	1080	SKS 200/150-T
Hose i.D. 63-67	250	75.8	65	-	2450	SKS 250-T**

Attention: Nine different hose stem contours and dimensions are available as standard hose designs!

For each order the exact hose type, size and preferred assembly method has to be specified to choose the right hose stem version! For new stem profiles: minimum quantity is 50 sets.

Crimping ferrules made of steel (zinc-plated) for hydraulic crimping

Type-Size	System	Weight	Type No.
100	Flat hose	180	PH-100-S F
100	Rubber hose	215	PH-100-S G
150	Flat hose	219	PH-150-S F
150	Rubber hose	333	PH-150-S G
200	Flat hose	240	PH-200-S F
200	Rubber hose	360	PH-200-S G
250	Flat hose	370	PH-250-S F
250	Rubber hose	450	PH-250-S G

Attention: Specify the exact hose type and size in each case!

* Screwed with thread stem made of stainless steel

** Max. Working Pressure 40 bar



High-Pressure Quick Couplings

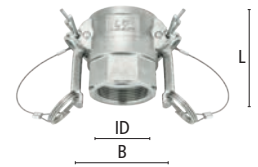
Materials

- Couplings, plug, handle: Stainless Steel 1.4401
- Screwing stem: Steel blue passivated
- Ferrule: Steel zinc-plated and blue passivated
- Seals: NBR
- Thread sealing ring: PTFE
- Screws: DACRO 500 A coated
- Pin, cord, ring: Stainless Steel 1.4401
- Clip: Steel zinc-plated (DIN 11024)




Couplings with female thread and thread sealing ring

Thread connection	L	B	Type-Size	ID	DN	Weight	Type No.
G 1 f	63	70	100	37.3	25	450	SKK 100 I
G 1 1/2 f	73	93	150	54	40	850	SKK 150 I
G 2 f	78	102	200	63.8	50	920	SKK 200 I
G 2 1/2 f	78	110	250	76.5	65	1300	SKK 250 I*




Couplings with male thread

Thread connection	L	B	Type-Size	ID	DN	Weight	Type No.
R 1 1/2 m	67	93	150	54	40	740	SKK 150 A
R 2 m	79	102	200	63.8	50	944	SKK 200 A



Dust Caps

L	B	Type-Size	ID	DN	Weight	Type No.
49	70	100	37.3	25	390	SKK 100-DC
59	93	150	54	40	480	SKK 150-DC
63	102	200	63.8	50	680	SKK 200-DC
67	110	250	76.5	65	920	SKK 250-DC*



Plugs with female thread and thread sealing ring (DIN EN 14 420-7 Form AF)

Thread connection	L	Type-Size	ID	Passage	DN	Weight	Type No.
G 1 f	52	100	36.7	24	25	222	100-A-SS
G 1 1/2 f	62	150	53.4	38	40	493	150-A-SS
G 2 f	71	200	63	51	50	644	200-A-SS
G 2 1/2 f	75	250	75.8	58	65	945	250-A-SS



Plugs with male thread (DIN EN 14 420-7 Form FF)

Thread connection	L	Type-Size	ID	Passage	DN	Weight	Type No.
R 1 m	72	100	36.7	24	25	258	100-F-SS
R 1 1/2 m	82	150	53.4	38	40	565	150-F-SS
R 2 m	90	200	63	51	50	650	200-F-SS
R 2 1/2 m	105	250	75.8	58	65	1317	250-F-SS



Dust Plugs (DIN EN 14 420-7 Form DP)

L	Type-Size	ID	DN	Weight	Type No.
46	100	36.7	25	139	100-DP-SS
57	150	53.4	40	335	150-DP-SS
60	200	63	50	441	200-DP-SS
66	250	75.8	65	657	250-DP-SS



Handle with high-pressure pin, Cord, Ring, Safety clip

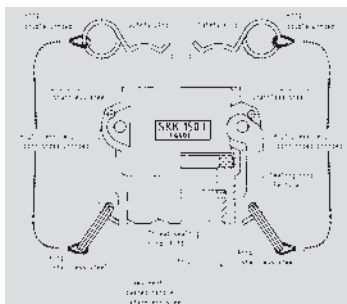
Type-Size	Weight	Type No.
150, 200, 250	89	SKH 1



*Max. Working Pressure 40 bar

Drain Adapter

with 3 Automatic Drainage Valves 3/4" and 2 fixing spears



- High-quality drain adaptor made of stainless steel 1.4401
- Automatic drainage of the lines when turning off the plant or reducing the pressure to avoid frost damages in the plant and hose lines.
- Simply assemble the adaptor at the lowest spot between snow pump and hydrant and fix it with two spears (60 cm length) in suitable position

Materials

- Body, handle: Stainless Steel 1.4401
- Valve: Brass MS 58 nickel-plated
- Seals: NBR
- Pin, cord, ring: Stainless Steel 1.4401
- Clip: Steel zinc-plated (DIN 11024)

Max. Working Pressure	Temperature	Media	
PN 60 bar	-40°C – +95°C	Liquid media	1

Drain Adaptor with 3 Automatic Drainage Valves 3/4" and 2 fixing spears

Connection	Type-Size	L	ID	ID1	DN	Weight	Type No.
Female/ Male	150	197	53.4	54	40	2870	SKK 150 EA
Female/ Male	200	216	63	63.8	50	4039	SKK 200 EA
Automatic Drainage Valves also available separately (7 bore)						160	EWV 34
Automatic Drainage Valves also available separately (1 bore)						170	EWV 341

Opening pressure of valves approx. 1 bar!



High-Pressure Screwings

made of Steel Zinc-plated

- Extremely robust hose barb adapters for stationary long-term installations of pipe and hose lines
- Female thread stems with swivelling nut, flat sealing with thread sealing ring
- Complementary safety clamps and crimping ferrules (© page 344, 350)

Materials

- Hose stem: Steel zinc-plated and blue passivated
- Seals: PUR

Max. Working Pressure	Temperature	Thread	Media	
PN 60 bar	-40°C – +95°C	ISO 228 / DIN EN 10226	Liquid media	1

Male thread hose stems for flat hoses or thick-walled rubber hoses

Thread connection	Hose connection	SW	DN	Weight	Type No.
R 1 m	Hose i.D. 25-28	36	20	220	SGA 100-T
R 1 1/2 m	Hose i.D. 38-40	50	40	372	SGA 150-T
R 2 m	Hose i.D. 38-40	60	40	210	SGA 200/150-T
R 2 m	Hose i.D. 50-54	60	50	620	SGA 200-T

Female thread hose stems for flat hoses or thick-walled rubber hoses (with screwing nut)

Thread connection	Hose connection	SW	DN	Weight	Type No.
G 1 f	Hose i.D. 25-28	41	20	250	SGI 100-T
G 1 1/2 f	Hose i.D. 38-40	55	40	390	SGI 150-T
G 2 f	Hose i.D. 50-54	70	50	640	SGI 200-T

Attention: Nine different hose stem contours and dimensions are available as standard hose designs! For each order the exact hose type, size and preferred assembly method has to be specified to choose the right hose stem version! For new stem profiles: minimum quantity is 50 sets.

Other sizes on request!

