

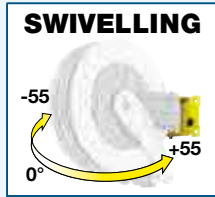


# AIR-WATER - 20 bar

## AISI 304 STAINLESS STEEL

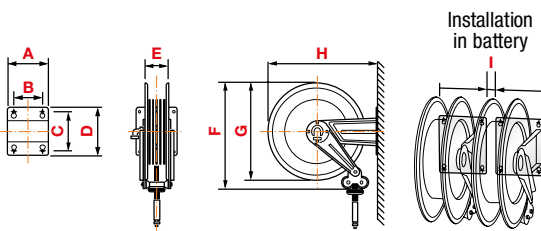
**Ex** ATEX directive II 3 GD c X

Supplied with:  
 - hoses in black synthetic rubber  
 - zinc plated steel couplings  
 - brass swivel joint  
 - "Viton®" seals



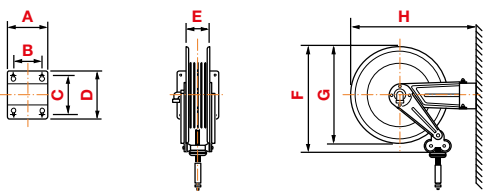
	Article		Hose supplied	Connection	
	inlet	outlet		inlet	outlet
<b>S. 290</b>	8292.100	-	without hose	F3/8"G	F3/8"G
	8292.101	-	10m - 3/8" (995.210)	F3/8"G	M3/8"G
	8292.104	-	15m - 1/4" (993.215)	F3/8"G	M1/4"G
<b>S. 330</b>	8332.100	-	without hose	F3/8"G	F3/8"G
	8332.101	-	12m - 3/8" (995.211)	F3/8"G	M3/8"G
<b>S. 390</b>	8392.100	8382.100	without hose	F3/8"G	F3/8"G
	8392.102	8382.102	18m - 3/8" (995.217)	F3/8"G	M3/8"G
<b>S. 430</b>	8432.100	8422.100	without hose	F1/2"G	F1/2"G
	8432.101	8422.101	12m - 3/8" (995.212)	F1/2"G	M3/8"G
	8432.102	8422.102	18m - 3/8" (995.218)	F1/2"G	M3/8"G
	8432.103	8422.103	10m - 1/2" (996.210)	F1/2"G	M1/2"G
	8432.104	8422.104	15m - 1/2" (996.215)	F1/2"G	M1/2"G
for ABS hose reels Series 430 see page 153					
<b>S. 530</b>	8532.100	8522.100	without hose	F1/2"G	F1/2"G
	8532.101	8522.101	20m - 1/2" (996.220)	F1/2"G	M1/2"G
	8532.102	8522.102	25m - 1/2" (996.225)	F1/2"G	M1/2"G
<b>S. 540</b>	8542.100	8552.100	without hose	F1"G	F1"G
	8542.101	8552.101	15m - 3/4" (997.215)	F1"G	M3/4"G
	8542.102	8552.102	20m - 3/4" (997.220)	F1"G	M3/4"G
	8542.103	8552.103	15m - 1" (998.215)	F1"G	M1"G
	8542.105	8552.105	without hose	F1/2"G	F1/2"G
<b>S. 560</b>	8562.100	-	without hose	F1"G	F1"G
	8562.101	-	30m - 3/4" (997.230)	F1"G	M3/4"G
	8562.103	-	40m - 3/4" (997.240)	F1"G	M3/4"G
	8562.104	-	20m - 1" (998.220)	F1"G	M1"G
	8562.105	-	30m - 1" (998.230)	F1"G	M1"G
	8562.106	-	without hose	F1/2"G	F1/2"G

### FIXED OVERALL DIMENSIONS



Art.	A	B	C	D	E	F	G	H	I	1-m <sup>3</sup>	kg*
<b>S. 290</b>	186	140	196	226	110	310	300	320	-	0,037	from 7 to 12
<b>S. 330</b>	186	140	196	226	110	355	350	365	20	0,045	from 8 to 13
<b>S. 390</b>	186	140	196	226	110	400	390	410	20	0,068	from 11 to 18
<b>S. 430</b>	186	140	196	226	115	460	420	460	20	0,098	from 14 to 24
<b>S. 530</b>	203	153	220	258	115	550	510	560	20	0,120	from 19 to 42
<b>S. 540</b>	300	218	228	268	190	550	510	573	0	0,175	from 24 to 40
<b>S. 560</b>	488	399	238	272	368	550	510	578	0	0,310	from 30 to 80

### SWIVELLING OVERALL DIMENSIONS



Art.	A	B	C	D	E	F	G	H	1-m <sup>3</sup>	kg
<b>S. 380</b>	184	146	106	144	110	400	390	484	0,098	from 12 to 19
<b>S. 420</b>	208	162	118	164	115	460	420	541	0,098	from 15 to 25
<b>S. 520</b>	228	182	154	200	115	560	510	642	0,120	from 20 to 43
<b>S. 550</b>	300	218	226	268	190	560	510	702	0,175	from 25 to 41

\* The list shows min and max weight for each series: min weight refers to version without hose, max weight refers to heaviest version which depends on hose length and diameter.



# DIESEL FUEL - 10 bar

## AISI 304 STAINLESS STEEL

### FIXED



Article

Supplied with:

- hoses in antistatic black synthetic rubber
- zinc plated steel couplings
- brass swivel joint
- "Viton®" seals



ATEX directive  
IIB 2 GD c T4 T135 °C X

Hose supplied	Connection	
	inlet	outlet



S. 540

8542.100	without hose	F1"G	F1"G
8542.601	15m - 3/4" (997.815)	F1"G	M3/4"G
8542.602	20m - 3/4" (997.820)	F1"G	M3/4"G
8542.603	15m - 1" (998.815)	F1"G	M1"G

S. 560

8562.100	without hose	F1"G	F1"G
8562.603	40m - 3/4" (997.840)	F1"G	M3/4"G
8562.604	20m - 1" (998.820)	F1"G	M1"G
8562.605	30m - 1" (998.830)	F1"G	M1"G

