

# Mini Quick Connect Couplings

single shut-off **Series ESM**

- One-hand quick connect couplings with reduced dimensions made of brass MS 58 plain/ nickel-plated
- Suitable for low vacuum at low couple force compared to all other compatible products
- On request, couplings also available with coloured anodised aluminium sleeves
- Can be used in multiple applications in pneumatics, measure, control and regulation technology

**DN 5**



Also in Stainl. Steel  
Series ESME  
Page 291

Also as  
dripless version  
Series ESMLA  
Page 291

## Materials


- Body, sleeve, valve body, valve: Brass MS 58 plain/ nickel-plated
- Springs, retaining ring: Stainless steel 1.4310
- Balls: Stainless steel 1.3541
- Seals: NBR - additional charge for EPDM (0.40 Euro) and FKM seals (0.94 Euro)
- Plug: Brass MS 58 plain/ nickel-plated or steel zinc-plated and yellow passivated (free of chrome VI)

Max. Working Pressure	Temperature	DN	Thread	Flow Rate	Operation	Type of valve	Media	Area	
PN 35 bar	-20°C – +100°C	5	ISO 228 / DIN 13	510 l/min	One-hand	Single shut-off	Air / Others	Europe	10

## Couplings with male thread


Thread connection	L	SW	D	L1	Weight	Type No. n. plated	Type No. plain
G 1/8 m	37	14	16	7	27	ESMN 18 A	ESM 18 A
G 1/4 m	38	17	16	9	36	ESMN 14 A	ESM 14 A
G 3/8 m	38	19	16	9	43	ESMN 38 A	ESM 38 A
M 10x1 m	37	14	16	7	35	ESMN 101 A	ESM 101 A
M 12x1.5 m	39	17	16	10	37	ESMN 121 A	ESM 121 A
M 14x1.5 m	39	17	16	10	37	ESMN 141 A	ESM 141 A

Male thread sealing with PVC sealing ring type HPD (☺ page 212)



## Couplings with female thread

Thread connection	L	SW	D	L1	Weight	Type No. n. plated	Type No. plain
G 1/8 f	37	14	16	9	32	ESMN 18 I	ESM 18 I
G 1/4 f	38	17	16	9	38	ESMN 14 I	ESM 14 I
G 3/8 f	39	19	16	10.5	39	ESMN 38 I	ESM 38 I
M 10x1 f	38	14	16	9	36	ESMN 101 I	ESM 101 I
M 12x1.5 f	38	17	16	9	39	ESMN 121 I	ESM 121 I
M 14x1.5 f	38	17	16	9	37	ESMN 141 I	ESM 141 I



## Couplings with hose barb


Hose connection	L	D	L1	Weight	Type No. n. plated	Type No. plain
Hose i.D. 4	46	16	17	27	ESMN 4 T	ESM 4 T
Hose i.D. 5	46	16	17	27	ESMN 5 T	ESM 5 T
Hose i.D. 6	46	16	17	27	ESMN 6 T	ESM 6 T
Hose i.D. 8	46	16	17	29	ESMN 8 T	ESM 8 T
Hose i.D. 9	46	16	17	29	ESMN 9 T	ESM 9 T

For hose clips type ZOS (☺ page 130), type HS (☺ page 131) or crimping ferrules type LPH (☺ page 133)



## Couplings with squeeze nut


Hose connection	L	SW	D	SW1	Weight	Type No. n. plated	Type No. plain
Hose 3x5	42	14	16	-	30	ESMN 35 TQ	ESM 35 TQ
Hose 4x6	43	14	16	12	32	ESMN 4 TQ	ESM 4 TQ
Hose 6x8	43	14	16	14	34	ESMN 6 TQ	ESM 6 TQ



## Couplings with squeeze nut and spring guard

Hose connection	L	SW	D	SW1	Weight	Type No. n. plated	Type No. plain
Hose 3x5	100	14	16	11	35	ESMN 35 TQF	ESM 35 TQF
Hose 4x6	120	14	16	12	39	ESMN 4 TQF	ESM 4 TQF
Hose 6x8	130	14	16	14	44	ESMN 6 TQF	ESM 6 TQF

Additional special versions on request.


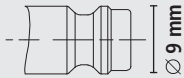


# Mini Quick Connect Couplings

## Series ESM single shut-off

### DN 5

Plug Profile (original size)



#### Bulkhead couplings

Hose connection	L	SW	D	L1	L2	SW1	G	Weight	Type No. n. plated	Type No. plain
Hose i.D. 4	60	14	17	17	14	14	M 10x1 m	40	ESMN 4 TSV	ESM 4 TSV
Hose i.D. 6	60	17	17	17	14	17	M 12x1 m	45	ESMN 6 TSV	ESM 6 TSV
Hose i.D. 9	60	17	17	17	14	19	M 12x1 m	47	ESMN 9 TSV	ESM 9 TSV

For hose clips type ZOS (© page 130), type HS (© page 131) or crimping ferrules type LPH (© page 133)



#### Couplings with plug DN 7.2-ES-System adapter

Connection	L	D	L1	DS	Weight	Type No.
Plug ES DN 7.2	49	16	20	12	33	ESMK-ESS



#### Plugs with male thread

Thread connection	L	SW	L1	L2	Material	Weight	Type No. n. plated	Type No. plain
G 1/8 m	25	13	7	14	MS 58	11	ESMN 18 NA	ESM 18 NA
G 1/4 m	27.5	17	9	14	MS 58	18	ESMN 14 NA	ESM 14 NA
G 3/8 m	27.5	19	9	14	MS 58	21	ESMN 38 NA	ESM 38 NA
M 10x1 m	26	13	8	14	MS 58	11	ESMN 101 NA	ESM 101 NA
M 12x1.5 m	28.5	17	10	14	MS 58	18	ESMN 121 NA	ESM 121 NA
M 14x1.5 m	28.5	17	10	14	MS 58	19	ESMN 141 NA	ESM 141 NA
G 1/8 m	25	13	7	14	Steel zinc-pl.	10		ESM 18 NAS
G 1/4 m	27.5	17	9	14	Steel zinc-pl.	16		ESM 14 NAS

Male thread sealing with PVC sealing ring type HPD (© page 212)

#### Plugs with female thread

Thread connection	L	SW	L1	L2	Material	Weight	Type No. n. plated	Type No. plain
G 1/8 f	25	13	9	14	MS 58	12	ESMN 18 NI	ESM 18 NI
G 1/4 f	26	17	10	14	MS 58	18	ESMN 14 NI	ESM 14 NI
G 3/8 f	26.5	19	10.5	14	MS 58	22	ESMN 38 NI	ESM 38 NI
M 6 f	22.5	12	8	14	MS 58	11	ESMN 6 NI	ESM 6 NI
M 8 f	24	12	10	14	MS 58	11	ESMN 8 NI	ESM 8 NI
M 10x1 f	22.5	13	7	14	MS 58	10	ESMN 101 NI	ESM 101 NI
M 12x1.5 f	25	17	9	14	MS 58	19	ESMN 121 NI	ESM 121 NI
M 14x1.5 f	25	17	9	14	MS 58	17	ESMN 141 NI	ESM 141 NI
G 1/8 f	25	13	9	14	Steel zinc-pl.	11		ESM 18 NIS
G 1/4 f	26	17	10	14	Steel zinc-pl.	17		ESM 14 NIS

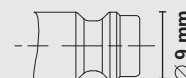


# Mini Quick Connect Couplings

single shut-off **Series ESM**

**DN 5**


Plug Profile (original size)



## Plugs with hose barb

Hose connection	L	D	L1	L2	Material	Weight	Type No. n. plated	Type No. plain
Hose i.D. 4	32	9	16.5	14	MS 58	7	ESMN 4 S	ESM 4 S
Hose i.D. 5	32	12	16.5	14	MS 58	8	ESMN 5 S	ESM 5 S
Hose i.D. 6	32	12	16.5	14	MS 58	8	ESMN 6 S	ESM 6 S
Hose i.D. 8	32	12	16.5	14	MS 58	12	ESMN 8 S	ESM 8 S
Hose i.D. 9	38	12	23	14	MS 58	11	ESMN 9 S	ESM 9 S
Hose i.D. 4	32	9	16.5	14	Steel zinc-pl.	6		ESM 4 SS
Hose i.D. 6	32	12	16.5	14	Steel zinc-pl.	7		ESM 6 SS

For hose clips type ZOS (© page 130), type HS (© page 131) or crimping ferrules type LPH (© page 133)




## Plugs with squeeze nut

Hose connection	L	SW	L1	SW1	Weight	Type No. n. plated	Type No. plain
Hose 3x5	32	12	14	-	14	ESMN 35 SQ	ESM 35 SQ
Hose 4x6	32	-	14	12	6	ESMN 4 SQ	ESM 4 SQ
Hose 6x8	32	-	14	14	23	ESMN 6 SQ	ESM 6 SQ



## Plugs with squeeze nut and spring guards


Hose connection	L	SW	L1	SW1	Weight	Type No. n. plated	Type No. plain
Hose 3x5	90	12	14	11	24	ESMN 35 SQF	ESM 35 SQF
Hose 4x6	110	-	14	12	26	ESMN 4 SQF	ESM 4 SQF
Hose 6x8	120	-	14	14	29	ESMN 6 SQF	ESM 6 SQF



## Plugs with bulkhead screwing

Hose connection	L	SW	L1	L2	L3	SW1	G	Weight	Type No. n. plated	Type No. plain
Hose i.D. 4	50	14	17	14	14	14	M 10x1 m	20	ESMN 4 SSV	ESM 4 SSV
Hose i.D. 6	50	14	17	14	14	17	M 12x1 m	25	ESMN 6 SSV	ESM 6 SSV
Hose i.D. 9	50	17	17	14	14	19	M 12x1 m	30	ESMN 9 SSV	ESM 9 SSV

For hose clips type ZOS (© page 130), type HS (© page 131) or crimping ferrules type LPH (© page 133)



## System-adapter

Connection	L	D	L1	L2	DS	DS1	Weight	Type No.
DN 5 - DN 7.2	36	14	14	20	12	9	16	ESM-ES

