

Industrial Quick Connect Couplings

single shut-off **Series ESIG**

- Top-quality, extreme robust one-hand quick connect couplings with high-class sealing made of brass MS 58 nickel-plated
- Very high flow rates with low pressure drop due to patented OptiFlow by **LUDECKE**® valve technology
- Suitable for low vacuum at low couple force compared to all other compatible products
- For compressed air supply in industry and handcrafts at extraction points with extremely high flow rates for high-performance tools as well as in engineering and construction

Materials

- Body, valve body: Brass MS 58 nickel-plated
- Valve: Brass MS 58 plain
- Sleeve, plug: Hardened steel nickel-plated
- Springs: Stainless steel 1.4310
- Balls: Stainless steel 1.4034
- Seals: NBR (other materials on request)

Max. Working Pressure	Temperature	DN	Thread	Flow Rate	Operation	Type of valve	Media	Area	⊕
PN 35 bar	-20°C – +100°C	10	ISO 228/DIN EN 10226	3200 l/min	One-hand	Single shut-off	Air/Others	Europe	Coupl. 5 / Plug 10

Couplings with tapered male thread (thread coated)

Thread connection	L	SW	D	L1	Weight	Type No.
R 1/4 m	63	24	27	12	135	ESIG 14 A
R 3/8 m	63	24	27	12	143	ESIG 38 A
R 1/2 m	65	24	27	17	147	ESIG 12 A
R 3/4 m	65	27	27	17	155	ESIG 34 A

Couplings with parallel female thread

Thread connection	L	SW	D	L1	Weight	Type No.
G 1/4 f	56	24	27	10	136	ESIG 14 I
G 3/8 f	56	24	27	11	145	ESIG 38 I
G 1/2 f	56	24	27	12	135	ESIG 12 I
G 3/4 f	60	32	27	16	200	ESIG 34 I

Couplings with hose barb

Hose connection	L	SW	D	L1	Weight	Type No.
Hose i.D. 9	76	24	27	25	150	ESIG 9 T
Hose i.D. 10	76	24	27	25	150	ESIG 10 T
Hose i.D. 13	76	24	27	25	152	ESIG 13 T
Hose i.D. 16	76	24	27	25	152	ESIG 16 T
Hose i.D. 19	76	24	27	25	160	ESIG 19 T

For hose clips type ZOS (⊕ page 130), type HS (⊕ page 131) or crimping ferrules type LPH (⊕ page 133)

Plugs with tapered male thread (thread coated)

Thread connection	L	SW	L1	L2	Weight	Type No.
R 1/4 m	40	17	12	21	30	ESIG 14 NAS
R 3/8 m	40	17	12	21	32	ESIG 38 NAS
R 1/2 m	45	22	17	21	35	ESIG 12 NAS
R 3/4 m	48	27	19	21	37	ESIG 34 NAS

Plugs with parallel female thread

Thread connection	L	SW	L1	L2	Weight	Type No.
G 1/4 f	34	17	10	21	36	ESIG 14 NIS
G 3/8 f	34	19	11	21	42	ESIG 38 NIS
G 1/2 f	37	24	12	21	41	ESIG 12 NIS
G 3/4 f	42	32	16	21	43	ESIG 34 NIS

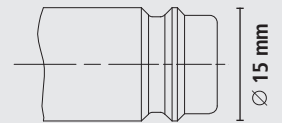
Plugs with hose barb

Hose connection	L	D	L1	L2	Weight	Type No.
Hose i.D. 9	48	15	25	21	24	ESIG 9 SS
Hose i.D. 10	48	15	25	21	24	ESIG 10 SS
Hose i.D. 13	48	15	25	21	28	ESIG 13 SS
Hose i.D. 16	48	20	25	21	30	ESIG 16 SS
Hose i.D. 19	48	24	25	21	35	ESIG 19 SS


For hose clips type ZOS (⊕ page 130), type HS (⊕ page 131) or crimping ferrules type LPH (⊕ page 133)

DN 10

Plug Profile (original size)



Also in Stainless Steel
Series ESIGE
Page 304



OptiFlow
by **LUDECKE**



Industrial Quick Connect Couplings

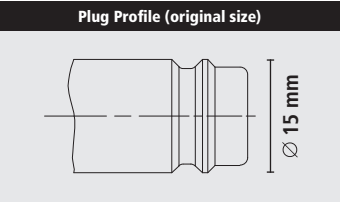
Series ESIG double shut-off

DN 10

- Top-quality, extreme robust one-hand quick connect couplings with high-class sealing made of brass MS 58 nickel-plated
- Double shut-off to avoid leaking media when disconnecting
- Please note: Valve construction designed for media flow from coupling to plug
- Very high flow rates with low pressure drop due to patented OptiFlow by **LUDECKE**® valve technology
- Suitable for low vacuum at low couple force compared to all other compatible products
- Attention: Couplings can be connected with straight-through plugs DN 10. However, double shut-off plugs cannot be connected with standard couplings DN 10
- Several fields of application, above all for liquid media in construction, control technology, switchboard cooling etc.
- Adheres to the German Clean Air Act "TA-Luft" for industrial production plants

Materials

- Body, valve body, valve: Brass MS 58 nickel-plated
- Valve: Brass MS 58 plain
- Sleeve: Steel hardened and nickel-plated
- O-rings: NBR (other materials on request)
- Springs: Stainless steel 1.4310
- Balls: Stainless steel 1.4034



Also in Stainless Steel
Series ESIGE
Page 305

Max. Working Pressure	Temperature	DN	Thread	Flow Rate	Operation	Type of valve	Media	Area	⊕
PN 35 bar	-20°C – +100°C	10	ISO 228/DIN EN 10226	1070 l/min	One-hand	Double shut-off	Air/Others	Europe	Coupl.5/Plug10

Couplings with tapered male thread (thread coated)

Thread connection	L	SW	D	L1	Weight	Type No.
R 1/4 m	63	24	27	12	135	ESIG 14 AAB
R 3/8 m	63	24	27	12	143	ESIG 38 AAB
R 1/2 m	65	24	27	17	147	ESIG 12 AAB
R 3/4 m	65	27	27	17	155	ESIG 34 AAB

Couplings with parallel female thread

Thread connection	L	SW	D	L1	Weight	Type No.
G 1/4 f	56	24	27	11	136	ESIG 14 IAB
G 3/8 f	56	24	27	11	145	ESIG 38 IAB
G 1/2 f	56	24	27	12	135	ESIG 12 IAB
G 3/4 f	60	32	27	16	200	ESIG 34 IAB

Couplings with hose barb

Hose connection	L	SW	D	L1	Weight	Type No.
Hose i.D. 9	76	24	27	25	150	ESIG 9 TAB
Hose i.D. 10	76	24	27	25	150	ESIG 10 TAB
Hose i.D. 13	76	24	27	25	152	ESIG 13 TAB
Hose i.D. 16	76	24	27	25	152	ESIG 16 TAB
Hose i.D. 19	76	24	27	25	160	ESIG 19 TAB

For hose clips type ZOS (⊕ page 130), type HS (⊕ page 131) or crimping ferrules type LPH (⊕ page 133)

Plugs with tapered male thread (thread coated)

Thread connection	L	SW	L1	L2	Weight	Type No.
R 3/8 m	61	24	12	21	105	ESIG 38 NAAB
R 1/2 m	63	24	17	21	108	ESIG 12 NAAB
R 3/4 m	63	27	17	21	115	ESIG 34 NAAB

Plugs with parallel female thread

Thread connection	L	SW	L1	L2	Weight	Type No.
G 3/8 f	55	24	11	21	120	ESIG 38 NIAB
G 1/2 f	55	24	12	21	140	ESIG 12 NIAB
G 3/4 f	59	32	16	21	150	ESIG 34 NIAB

Plugs with hose barb

Hose connection	L	SW	L1	L2	Weight	Type No.
Hose i.D. 9	74	24	25	21	110	ESIG 9 SAB
Hose i.D. 10	74	24	25	21	110	ESIG 10 SAB
Hose i.D. 13	74	24	25	21	110	ESIG 13 SAB
Hose i.D. 16	74	24	25	21	120	ESIG 16 SAB
Hose i.D. 19	74	24	25	21	120	ESIG 19 SAB

For hose clips type ZOS (⊕ page 130), type HS (⊕ page 131) or crimping ferrules type LPH (⊕ page 133)

