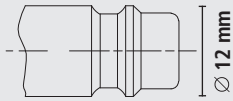


# Quick Connect Couplings

## Series ESE single shut-off

**DN 7.2**

Plug Profile (original size)



- Universal one-hand quick connect couplings made of stainless steel 1.4305 (on request in stainless steel 1.4404)
- Suitable for low vacuum at low couple force compared to all other compatible products
- For compressed air supply at increased purity and hygiene regulations or when conveying different media (gases, chemicals, lacquers, pharmaceuticals)
- Several fields of application in pharmacy, chemical industry, medical technology, food industry, clean-room applications as well as for sophisticated pneumatic applications

### Materials

- Body, sleeve, valve body, valve, pins, plug: Stainless Steel 1.4305
- Springs, retaining ring: Stainless Steel 1.4310
- Seals: FKM (EPDM or FFKM on request)

Max. Working Pressure	Temperature	DN	Thread	Flow Rate	Operation	Type of valve	Media	Area	
PN 35 bar	-15°C – +200°C*	7,2	ISO 228	1150 l/min	One-hand	Single shut-off	Different	Worldwide	Coupl. 1/ Plug 5

### Couplings with parallel male thread

Thread connection	L	SW	D	L1	Weight	Sleeve	
						Type No. smooth	Type No. knurled
G 1/4 m	41	22	27	9	82	ESEG 14 A	ESER 14 A
G 3/8 m	42	22	27	10	82	ESEG 38 A	ESER 38 A
G 1/2 m	44	24	27	12	95	ESEG 12 A	ESER 12 A

### Couplings with parallel female thread

Thread connection	L	SW	D	L1	Weight	Sleeve	
						Type No. smooth	Type No. knurled
G 1/4 f	41.5	22	27	10.5	83	ESEG 14 I	ESER 14 I
G 3/8 f	41.5	22	27	10.5	83	ESEG 38 I	ESER 38 I
G 1/2 f	43	24	27	12	92	ESEG 12 I	ESER 12 I

### Couplings with hose stem

Hose connection	L	SW	D	L1	Weight	Sleeve	
						Type No. smooth	Type No. knurled
Hose i.D. 6	56	22	27	25	92	ESEG 6 T	ESER 6 T
Hose i.D. 8	56	22	27	25	92	ESEG 8 T	ESER 8 T
Hose i.D. 9	56	22	27	25	92	ESEG 9 T	ESER 9 T
Hose i.D. 10	56	22	27	25	93	ESEG 10 T	ESER 10 T
Hose i.D. 13	56	22	27	25	95	ESEG 13 T	ESER 13 T


For hose clips type HSE (© page 357)

### Couplings with hose squeeze nut

Hose connection	L	SW	D	L1	SW1	Weight	Sleeve	
							Type No. smooth	Type No. knurled
Hose 8x12	48	22	27	9.5	17	107	ESEG 812 TQ	ESER 812 TQ

O-rings approved for the food industry (VO 1935/2004)

\*subject to media and sealing material



Available with smooth surface to avoid dirt from collecting at increased hygiene regulations or with knurled sleeve

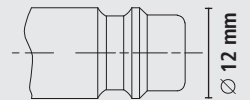


# Quick Connect Couplings

single shut-off **Series ESE**

## DN 7.2

Plug Profile (original size)



### Plugs with male thread

Thread connection	L	SW	L1	L2	Weight	Type No.
G 1/4 m	33	17	9	20	22	ESE 14 NA
G 3/8 m	33	19	9	20	25	ESE 38 NA
G 1/2 m	37	24	12	20	45	ESE 12 NA

### Plugs with female thread

Thread connection	L	SW	L1	L2	Weight	Type No.
G 1/4 f	32	17	10	20	20	ESE 14 NI
G 3/8 f	32	19	10	20	25	ESE 38 NI
G 1/2 f	35	24	12	20	36	ESE 12 NI

### Plugs with hose stem

Hose connection	L	D	L1	L2	Weight	Type No.
Hose i.D. 6	46	12	25	20	13	ESE 6 S
Hose i.D. 8	46	12	25	20	15	ESE 8 S
Hose i.D. 9	46	12	25	20	14	ESE 9 S
Hose i.D. 10	46	12	25	20	17	ESE 10 S
Hose i.D. 13	46	12	25	20	24	ESE 13 S

For hose clips type HSE (© page 357)

### Plugs with hose squeeze nut

Hose connection	L	SW	L1	L2	SW1	Weight	Type No.
Hose 8x12	42	17	9.5	20	19	51	ESE 812 SQ

