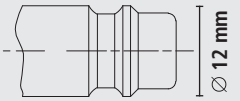


DN 7.2

Plug Profile (original size)



Also in Stainless Steel
Series ESE
Page 296

- Universal one-hand quick connect couplings made of brass MS 58 plain/ nickel-plated
- Suitable for low vacuum at low couple force compared to all other compatible products
- Closed sleeve design protects the coupling from dirt
- For compressed air supply in industry, handcrafts, hobby as well as for water and other media

Materials


- Body, sleeve, valve body, valve: Brass MS 58 plain/ nickel-plated
- Springs, retaining ring: Stainless steel 1.4310
- Pins: Stainless steel 1.4305
- Seals: NBR - additional charge for EPDM (0.40 Euro) and FKM seals (0.94 Euro)
- Plug: Brass MS 58 plain/ nickel-plated or steel zinc-plated and yellow passivated (free of chrome VI)

Max. Working Pressure	Temperature	DN	Thread	Flow Rate	Operation	Type of valve	Media	Area	
PN 35 bar	-20°C – +100°C	7.2	ISO 228/ DIN EN 10226/ DIN 13	1100 l/min	One-hand	Single shut-off	Air / Others	Worldwide	10

Couplings with male thread


Thread connection	L	SW	D	L1	Weight	Type No. n. plated	Type No. plain
G 1/8 m	38	22	27	7	70	ESN 18 A	ES 18 A
G 1/4 m	40	22	27	9	73	ESN 14 A	ES 14 A
G 3/8 m	41	22	27	9	76	ESN 38 A	ES 38 A
G 1/2 m	41	24	27	10	87	ESN 12 A	ES 12 A
M 14x1.5 m	40	22	27	9	75	ESN 1415 A	ES 1415 A
M 16x1.5 m	40	22	27	9	75	ESN 1615 A	ES 1615 A
M 18x1.5 m	40	22	27	10	78	ESN 1815 A	ES 1815 A

Male thread sealing with PVC sealing ring type HPD (© page 212)



Couplings with tapered/ cylindrical male thread, environmentally friendly Loctite-coated

Thread connection	L	SW	D	L1	Weight	Type No. plain
R 1/4 m	42	22	27	11	76	ES 14 AB
R 3/8 m	44	22	27	12	79	ES 38 AB
G 1/2 m	45	22	27	15	96	ES 12 AB



Couplings with female thread

Thread connection	L	SW	D	L1	Weight	Type No. n. plated	Type No. plain
G 1/8 f	39	22	27	9	90	ESN 18 I	ES 18 I
G 1/4 f	41	22	27	10.5	92	ESN 14 I	ES 14 I
G 3/8 f	41	22	27	10.5	85	ESN 38 I	ES 38 I
G 1/2 f	42.5	24	27	12	87	ESN 12 I	ES 12 I
G 3/4 f	43.5	32	27	13	110	ESN 34 I	ES 34 I
M 14x1.5 f	41.5	22	27	11	90	ESN 1415 I	ES 1415 I
M 16x1.5 f	41.5	22	27	11	84	ESN 1615 I	ES 1615 I
M 18x1.5 f	41.5	22	27	12	80	ESN 1815 I	ES 1815 I



Couplings with hose barb

Hose connection	L	D	L1	Weight	Type No. n. plated	Type No. plain
Hose i.D. 6	55	27	25	64	ESN 6 T	ES 6 T
Hose i.D. 8	55	27	25	67	ESN 8 T	ES 8 T
Hose i.D. 9	55	27	25	68	ESN 9 T	ES 9 T
Hose i.D. 10	58	27	28	70		ES 10 TH*
Hose i.D. 10	55	27	25	70	ESN 10 T	ES 10 T
Hose i.D. 13	58	27	28	75		ES 13 TH*
Hose i.D. 13	55	27	25	75	ESN 13 T	ES 13 T

For hose clips type ZOS (© page 130), type HS (© page 131) or crimping ferrules type LPH (© page 133)




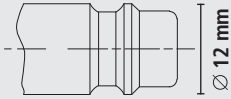
* ES 10 TH and ES 13 TH for the use with quick-fit hoses (e.g. Parker Push-Lock, Gates Lock-on)

Quick Connect Couplings The original

Series ES single shut-off

DN 7.2

Plug Profile (original size)



Couplings with squeeze nut

Hose connection	L	SW	D	SW1	Weight	Type No. n. plated	Type No. plain
Hose 4x6	44	22	27	12	73	ESN 4 TQ	ES 4 TQ
Hose 6x8	44	22	27	14	78	ESN 6 TQ	ES 6 TQ
Hose 8x10	48	22	27	17	83	ESN 8 TQ	ES 8 TQ
Hose 9x12	48	22	27	17	85	ESN 9 TQ	ES 9 TQ

Couplings with squeeze nut and spring guard

Hose connection	L	SW	D	SW1	Weight	Type No. n. plated	Type No. plain
Hose 4x6	125	22	27	12	85	ESN 4 TQF	ES 4 TQF
Hose 5x8	130	22	27	14	88	NEW! ESN 58 TQF*	ES 58 TQF*
Hose 6x8	130	22	27	14	90	ESN 6 TQF	ES 6 TQF
Hose 6.5x10	130	22	27	17	95	NEW! ESN 6510 TQF*	ES 6510 TQF*
Hose 8x10	136	22	27	19	120	ESN 8 TQF	ES 8 TQF
Hose 8x12	140	22	27	19	130	NEW! ESN 812 TQF*	ES 812 TQF*
Hose 9x12	126	22	27	19	141	ESN 9 TQF	ES 9 TQF

* = 5

Bulkhead couplings

Hose connect.	L	SW	D	L1	L2	SW1	G	Weight	Type No. n. plated	Type No. plain
Hose i.D. 6	62	22	27	17	14	17	M 12x1 m	87	ESN 6 TSV	ES 6 TSV
Hose i.D. 8	62	22	27	17	14	17	M 12x1 m	88	ESN 8 TSV	ES 8 TSV
Hose i.D. 10	70	22	27	25	14	19	M 14x1 m	90	ESN 10 TSV	ES 10 TSV

For hose clips type ZOS (© page 130), type HS (© page 131) or crimping ferrules type LPH (© page 133)

Couplings with plug DN 5-ESM system adapter

Connection	L	D	L1	DS	Weight	Type No.
Plug ESM DN 5	44	27	14	9	69	ESK-ESMS

Couplings with angle hose barb 45°

Hose connection	L	D	L1	Weight	Type No.
Hose i.D. 6	44	27	27	100	ES 6 T-45
Hose i.D. 9	44	27	27	100	ES 9 T-45
Hose i.D. 13	44	27	30	110	ES 13 T-45

For hose clips type ZOS (© page 130), type HS (© page 131) or crimping ferrules type LPH (© page 133)

Couplings with angle hose barb 90°

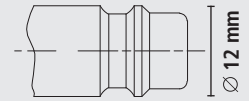
Hose connection	L	D	L1	Weight	Type No.
Hose i.D. 6	44	27	26	105	ES 6 T-90
Hose i.D. 9	44	27	26	105	ES 9 T-90
Hose i.D. 13	44	27	28	115	ES 13 T-90

For hose clips type ZOS (© page 130), type HS (© page 131) or crimping ferrules type LPH (© page 133)

Angle-Thread Couplings available on request.


DN 7.2

Plug Profile (original size)


**Plugs with male thread**

Thread connection	L	SW	L1	L2	Material	Weight	Type No. n. plated	Type No. plain
G 1/8 m	31	13	7	20	MS 58	17	ESN 18 NA	ES 18 NA
G 1/4 m	33	17	9	20	MS 58	21	ESN 14 NA	ES 14 NA
G 3/8 m	33	19	9	20	MS 58	26	ESN 38 NA	ES 38 NA
G 1/2 m	35	24	10	20	MS 58	41	ESN 12 NA	ES 12 NA
M 14x1.5 m	33	17	9	20	MS 58	26	NEW! ESN 1415 NA	ES 1415 NA
M 16x1.5 m	33	19	9	20	MS 58	32	NEW! ESN 1615 NA	ES 1615 NA
M 18x1.5 m	34	22	10	20	MS 58	36	NEW! ESN 1815 NA	ES 1815 NA
G 1/8 m	31	13	7	20	Steel zinc-pl.	15		ES 18 NAS
G 1/4 m	33	17	9	20	Steel zinc-pl.	19		ES 14 NAS
G 3/8 m	33	19	9	20	Steel zinc-pl.	24		ES 38 NAS
G 1/2 m	36	24	10	20	Steel zinc-pl.	39		ES 12 NAS


Male thread sealing with PVC washers type HPD (© page 212)

**Plugs with female thread**

Thread connection	L	SW	L1	L2	Material	Weight	Type No. n. plated	Type No. plain
G 1/8 f	31	13	9	20	MS 58	16	ESN 18 NI	ES 18 NI
G 1/4 f	33	17	10	20	MS 58	24	ESN 14 NI	ES 14 NI
G 3/8 f	33	19	10	20	MS 58	23	ESN 38 NI	ES 38 NI
G 1/2 f	35	24	12	20	MS 58	38	ESN 12 NI	ES 12 NI
M 14x1.5 f	33	17	11	20	MS 58	25	NEW! ESN 1415 NI	ES 1415 NI
M 16x1.5 f	33	19	11	20	MS 58	36	NEW! ESN 1615 NI	ES 1615 NI
M 18x1.5 f	35	22	12	20	MS 58	43	NEW! ESN 1815 NI	ES 1815 NI
G 1/8 f	31	13	9	20	Steel zinc-pl.	15		ES 18 NIS
G 1/4 f	33	17	10	20	Steel zinc-pl.	22		ES 14 NIS
G 3/8 f	33	19	10	20	Steel zinc-pl.	21		ES 38 NIS
G 1/2 f	35	24	12	20	Steel zinc-pl.	35		ES 12 NIS

**Plugs with hose barb**

Hose connection	L	D	L1	L2	Material	Weight	Type No. n. plated	Type No. plain
Hose i.D. 4	44	12	22,5	20	MS 58	10	ESN 4 S	ES 4 S
Hose i.D. 6	44	12	24	20	MS 58	14	ESN 6 S	ES 6 S
Hose i.D. 8	44	12	24	20	MS 58	18	ESN 8 S	ES 8 S
Hose i.D. 9	44	12	24	20	MS 58	17	ESN 9 S	ES 9 S
Hose i.D. 10	47	12	26	20	MS 58	21		ES 10 SH*
Hose i.D. 10	44	12	23	20	MS 58	19	ESN 10 S	ES 10 S
Hose i.D. 13	47	15	26	20	MS 58	26		ES 13 SH*
Hose i.D. 13	44	15	23	20	MS 58	24	ESN 13 S	ES 13 S
Hose i.D. 6	44	12	24	20	Steel zinc-pl.	13		ES 6 SS
Hose i.D. 8	44	12	24	20	Steel zinc-pl.	18		ES 8 SS
Hose i.D. 9	44	12	24	20	Steel zinc-pl.	16		ES 9 SS
Hose i.D. 13	44	15	23	20	Steel zinc-pl.	26		ES 13 SS



For hose clips type ZOS (© page 130), type HS (© page 131) or crimping ferrules type LPH (© page 133)


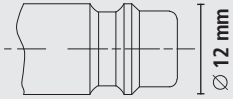
* ES 10 TH and ES 13 TH for the use with quick-fit hoses (e.g. Parker Push-Lock, Gates Lock-on)

Quick Connect Couplings The original

Series ES single shut-off

DN 7.2

Plug Profile (original size)



Plugs with squeeze nut

Hose connection	L	SW	L1	SW1	Weight	Type No. n. plated	Type No. plain
Hose 4x6	34	12	20	-	18	ESN 4 SQ	ES 4 SQ
Hose 6x8	34	14	20	-	19	ESN 6 SQ	ES 6 SQ
Hose 8x10	43	17	20	17	38	ESN 8 SQ	ES 8 SQ
Hose 9x12	43	17	20	17	36	ESN 9 SQ	ES 9 SQ

Plugs with squeeze nut and spring guard

Hose connection	L	SW	L1	SW1	Weight	Type No. n. plated	Type No. plain
Hose 4x6	115	-	20	12	30	ESN 4 SQF	ES 4 SQF
Hose 5x8	115	17	20	14	34	NEW! ESN 58 SQF*	ES 58 SQF*
Hose 6x8	115	-	20	14	37	ESN 6 SQF	ES 6 SQF
Hose 6.5x10	115	17	20	17	48	NEW! ESN 6510 SQF*	ES 6510 SQF*
Hose 8x10	132	17	20	19	83	ESN 8 SQF	ES 8 SQF
Hose 8x12	132	17	20	19	84	NEW! ESN 812 SQF	ES 812 SQF*
Hose 9x12	132	17	20	19	86	ESN 9 SQF	ES 9 SQF

* ⚙ = 5

Bulkhead plugs

Hose connection	L	SW	L1	L2	L3	SW1	G	Weight	Type No.
Hose i.D. 6	56	14	17	14	20	17	M 12x1 m	30	ES 6 SSV
Hose i.D. 8	56	17	17	14	20	17	M 12x1 m	35	ES 8 SSV
Hose i.D. 10	56	17	17	14	20	19	M 14x1 m	42	ES 10 SSV

For hose clips type ZOS (© page 130), type HS (© page 131) or crimping ferrules type LPH (© page 133)

Plug System-Adapters

Connection	L	D	L1	L2	DS	DS1	Weight	Type No.
DN 5 - DN 7.2	36	14	20	14	12	9	16	ESM-ES

