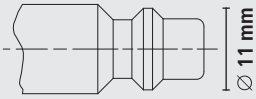


Quick Connect Couplings

Series ESA single shut-off

DN 5.5

Plug Profile (original size)



- Top-quality one-hand quick connect couplings made of brass MS 58 plain
- Plug profile according to ISO 6150 B and US Mil.-Spec. C4109
- Closed sleeve design protects the coupling from dirt
- Hose barb profile for safe hose fit and easy assembly
- Thread types available with NPT or BSP threads
- For compressed air supply in industry, craftsmanship, hobbies, etc.

Materials

- Body, sleeve, valve body, valve: Brass MS 58 plain
- Springs, retaining ring: Stainless steel 1.4310
- Pins: Stainless steel 1.4305
- Seals: NBR (other materials on request)
- Plug: Brass MS 58 plain or steel zinc-plated and yellow passivated (free of chrome VI)

Max. Work. Pressure	Temperature	DN	Thread	Flow Rate	Operation	Type of valve	Media	Area	⊗
PN 35 bar	-20°C – +100°C	5.5	ISO 228 / NPT	775 l/min	One-hand	Single shut-off	Compr. air	USA, F, SP	10

Couplings with male thread


Thread connection	L	SW	D	L1	Weight	Type No.
G 1/4 m	40	22	27	9	75	ESA 14 AR
G 3/8 m	41	22	27	10	78	ESA 38 AR
G 1/2 m	41	24	27	10	88	ESA 12 AR
NPT 1/4 m	45	22	27	13.5	81	ESA 14 A
NPT 3/8 m	46	22	27	14.5	84	ESA 38 A
NPT 1/2 m	50	22	27	18	105	ESA 12 A

Male thread sealing with PVC sealing ring type HPD (☺ Page 212)



Couplings with female thread

Thread connection	L	SW	D	L1	Weight	Type No.
G 1/4 f	41	22	27	10.5	93	ESA 14 IR
G 3/8 f	41	22	27	10.5	89	ESA 38 IR
G 1/2 f	41	24	27	10.5	91	ESA 12 IR
NPT 1/4 f	43.5	22	27	13.5	101	ESA 14 I
NPT 3/8 f	45	22	27	14.5	96	ESA 38 I
NPT 1/2 f	48	24	27	18	103	ESA 12 I



Couplings with hose barb

Hose connection	L	D	L1	Weight	Type No.
Hose i.D. 6	55	27	25	66	ESA 6 T
Hose i.D. 8	55	27	25	68	ESA 8 T
Hose i.D. 9	55	27	25	70	ESA 9 T
Hose i.D. 13	55	27	25	76	ESA 13 T

For hose clips type ZOS (☺ page 130), type HS (☺ page 131) or crimping ferrules type LPH (☺ page 133)

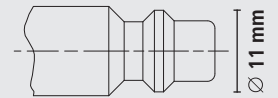


Quick Connect Couplings

single shut-off **Series ESA**

DN 5.5

Plug Profile (original size)



Plugs with male thread

Thread connection	L	SW	L1	L2	Material	Weight	Type No.
G 1/8 m	35	13	7	24	MS 58	19	ESA 18 NAR
G 1/4 m	37	17	9	24	MS 58	23	ESA 14 NAR
G 3/8 m	38	19	9	24	MS 58	31	ESA 38 NAR
NPT 1/8 m	38	13	9.5	24	MS 58	23	ESA 18 NA
NPT 1/4 m	41	14	13	24	MS 58	25	ESA 14 NA
NPT 3/8 m	42	17	13	24	MS 58	31	ESA 38 NA
NPT 1/4 m	41	14	13	24	Steel	22	ESA 14 NAS

Male thread sealing with PVC sealing ring type HPD (© Page 212)

Plugs with female thread

Thread connection	L	SW	L1	L2	Material	Weight	Type No.
G 1/8 f	35	13	9	24	MS 58	18	ESA 18 NIR
G 1/4 f	38	17	12	24	MS 58	27	ESA 14 NIR
G 3/8 f	39	19	12	24	MS 58	26	ESA 38 NIR
NPT 1/8 f	35	13	10	24	MS 58	20	ESA 18 NI
NPT 1/4 f	40	17	14	24	MS 58	29	ESA 14 NI
NPT 3/8 f	42	21	15	24	MS 58	40	ESA 38 NI
NPT 1/4 f	40	17	14	24	Steel	27	ESA 14 NIS

Plugs with hose barb

Hose connection	L	D	L1	L2	Material	Weight	Type No.
Hose i.D. 6	49	12	25	24	MS 58	17	ESA 6 S
Hose i.D. 9	48	12	24	24	MS 58	21	ESA 9 S
Hose i.D. 13	48	15	23	24	MS 58	29	ESA 13 S
Hose i.D. 6	49	12	25	24	Steel	16	ESA 6 SS
Hose i.D. 9	48	12	24	24	Steel	19	ESA 9 SS
Hose i.D. 13	48	15	23	24	Steel	26	ESA 13 SS

For hose clips type ZOS (© page 130), type HS (© page 131) or crimping ferrules type LPH (© page 133)

Special versions on request.

