

Mini Quick Connect Couplings

single shut-off **Series ESM**

- One-hand quick connect couplings with reduced dimensions made of brass MS 58 plain/ nickel-plated
- Suitable for low vacuum at low couple force compared to all other compatible products
- On request, couplings also available with coloured anodised aluminium sleeves
- Can be used in multiple applications in pneumatics, measure, control and regulation technology

DN 5



Materials

- Body, sleeve, valve body, valve: Brass MS 58 plain/ nickel-plated
- Springs, retaining ring: Stainless steel 1.4310
- Balls: Stainless steel 1.3541
- Seals: NBR - additional charge for EPDM (0.40 Euro) and FKM seals (0.94 Euro)
- Plug: Brass MS 58 plain/ nickel-plated or steel zinc-plated and yellow passivated (free of chrome VI)

| Max. Working Pressure | Temperature | DN | Thread | Flow Rate | Operation | Type of valve | Media | Area | |
|-----------------------|----------------|----|------------------|-----------|-----------|-----------------|--------------|--------|----|
| PN 35 bar | -20°C – +100°C | 5 | ISO 228 / DIN 13 | 510 l/min | One-hand | Single shut-off | Air / Others | Europe | 10 |


Also in Stainl. Steel
Series ESME
Page 291

Also as
dripless version
Series ESMLA
Page 291

Couplings with male thread


| Thread connection | L | SW | D | L1 | Weight | Type No. n. plated | Type No. plain |
|-------------------|----|----|----|----|--------|--------------------|----------------|
| G 1/8 m | 37 | 14 | 16 | 7 | 27 | ESMN 18 A | ESM 18 A |
| G 1/4 m | 38 | 17 | 16 | 9 | 36 | ESMN 14 A | ESM 14 A |
| G 3/8 m | 38 | 19 | 16 | 9 | 43 | ESMN 38 A | ESM 38 A |
| M 10x1 m | 37 | 14 | 16 | 7 | 35 | ESMN 101 A | ESM 101 A |
| M 12x1.5 m | 39 | 17 | 16 | 10 | 37 | ESMN 121 A | ESM 121 A |
| M 14x1.5 m | 39 | 17 | 16 | 10 | 37 | ESMN 141 A | ESM 141 A |

Male thread sealing with PVC sealing ring type HPD (☺ page 212)



Couplings with female thread

| Thread connection | L | SW | D | L1 | Weight | Type No. n. plated | Type No. plain |
|-------------------|----|----|----|------|--------|--------------------|----------------|
| G 1/8 f | 37 | 14 | 16 | 9 | 32 | ESMN 18 I | ESM 18 I |
| G 1/4 f | 38 | 17 | 16 | 9 | 38 | ESMN 14 I | ESM 14 I |
| G 3/8 f | 39 | 19 | 16 | 10.5 | 39 | ESMN 38 I | ESM 38 I |
| M 10x1 f | 38 | 14 | 16 | 9 | 36 | ESMN 101 I | ESM 101 I |
| M 12x1.5 f | 38 | 17 | 16 | 9 | 39 | ESMN 121 I | ESM 121 I |
| M 14x1.5 f | 38 | 17 | 16 | 9 | 37 | ESMN 141 I | ESM 141 I |



Couplings with hose barb


| Hose connection | L | D | L1 | Weight | Type No. n. plated | Type No. plain |
|-----------------|----|----|----|--------|--------------------|----------------|
| Hose i.D. 4 | 46 | 16 | 17 | 27 | ESMN 4 T | ESM 4 T |
| Hose i.D. 5 | 46 | 16 | 17 | 27 | ESMN 5 T | ESM 5 T |
| Hose i.D. 6 | 46 | 16 | 17 | 27 | ESMN 6 T | ESM 6 T |
| Hose i.D. 8 | 46 | 16 | 17 | 29 | ESMN 8 T | ESM 8 T |
| Hose i.D. 9 | 46 | 16 | 17 | 29 | ESMN 9 T | ESM 9 T |

For hose clips type ZOS (☺ page 130), type HS (☺ page 131) or crimping ferrules type LPH (☺ page 133)



Couplings with squeeze nut


| Hose connection | L | SW | D | SW1 | Weight | Type No. n. plated | Type No. plain |
|-----------------|----|----|----|-----|--------|--------------------|----------------|
| Hose 3x5 | 42 | 14 | 16 | - | 30 | ESMN 35 TQ | ESM 35 TQ |
| Hose 4x6 | 43 | 14 | 16 | 12 | 32 | ESMN 4 TQ | ESM 4 TQ |
| Hose 6x8 | 43 | 14 | 16 | 14 | 34 | ESMN 6 TQ | ESM 6 TQ |



Couplings with squeeze nut and spring guard

| Hose connection | L | SW | D | SW1 | Weight | Type No. n. plated | Type No. plain |
|-----------------|-----|----|----|-----|--------|--------------------|----------------|
| Hose 3x5 | 100 | 14 | 16 | 11 | 35 | ESMN 35 TQF | ESM 35 TQF |
| Hose 4x6 | 120 | 14 | 16 | 12 | 39 | ESMN 4 TQF | ESM 4 TQF |
| Hose 6x8 | 130 | 14 | 16 | 14 | 44 | ESMN 6 TQF | ESM 6 TQF |

Additional special versions on request.


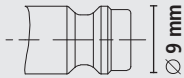


Mini Quick Connect Couplings

Series ESM single shut-off

DN 5

Plug Profile (original size)



Bulkhead couplings

| Hose connection | L | SW | D | L1 | L2 | SW1 | G | Weight | Type No. n. plated | Type No. plain |
|-----------------|----|----|----|----|----|-----|----------|--------|--------------------|----------------|
| Hose i.D. 4 | 60 | 14 | 17 | 17 | 14 | 14 | M 10x1 m | 40 | ESMN 4 TSV | ESM 4 TSV |
| Hose i.D. 6 | 60 | 17 | 17 | 17 | 14 | 17 | M 12x1 m | 45 | ESMN 6 TSV | ESM 6 TSV |
| Hose i.D. 9 | 60 | 17 | 17 | 17 | 14 | 19 | M 12x1 m | 47 | ESMN 9 TSV | ESM 9 TSV |

For hose clips type ZOS (© page 130), type HS (© page 131) or crimping ferrules type LPH (© page 133)



Couplings with plug DN 7.2-ES-System adapter

| Connection | L | D | L1 | DS | Weight | Type No. |
|----------------|----|----|----|----|--------|----------|
| Plug ES DN 7.2 | 49 | 16 | 20 | 12 | 33 | ESMK-ESS |



Plugs with male thread

| Thread connection | L | SW | L1 | L2 | Material | Weight | Type No. n. plated | Type No. plain |
|-------------------|------|----|----|----|----------------|--------|--------------------|----------------|
| G 1/8 m | 25 | 13 | 7 | 14 | MS 58 | 11 | ESMN 18 NA | ESM 18 NA |
| G 1/4 m | 27.5 | 17 | 9 | 14 | MS 58 | 18 | ESMN 14 NA | ESM 14 NA |
| G 3/8 m | 27.5 | 19 | 9 | 14 | MS 58 | 21 | ESMN 38 NA | ESM 38 NA |
| M 10x1 m | 26 | 13 | 8 | 14 | MS 58 | 11 | ESMN 101 NA | ESM 101 NA |
| M 12x1.5 m | 28.5 | 17 | 10 | 14 | MS 58 | 18 | ESMN 121 NA | ESM 121 NA |
| M 14x1.5 m | 28.5 | 17 | 10 | 14 | MS 58 | 19 | ESMN 141 NA | ESM 141 NA |
| G 1/8 m | 25 | 13 | 7 | 14 | Steel zinc-pl. | 10 | | ESM 18 NAS |
| G 1/4 m | 27.5 | 17 | 9 | 14 | Steel zinc-pl. | 16 | | ESM 14 NAS |

Male thread sealing with PVC sealing ring type HPD (© page 212)

Plugs with female thread

| Thread connection | L | SW | L1 | L2 | Material | Weight | Type No. n. plated | Type No. plain |
|-------------------|------|----|------|----|----------------|--------|--------------------|----------------|
| G 1/8 f | 25 | 13 | 9 | 14 | MS 58 | 12 | ESMN 18 NI | ESM 18 NI |
| G 1/4 f | 26 | 17 | 10 | 14 | MS 58 | 18 | ESMN 14 NI | ESM 14 NI |
| G 3/8 f | 26.5 | 19 | 10.5 | 14 | MS 58 | 22 | ESMN 38 NI | ESM 38 NI |
| M 6 f | 22.5 | 12 | 8 | 14 | MS 58 | 11 | ESMN 6 NI | ESM 6 NI |
| M 8 f | 24 | 12 | 10 | 14 | MS 58 | 11 | ESMN 8 NI | ESM 8 NI |
| M 10x1 f | 22.5 | 13 | 7 | 14 | MS 58 | 10 | ESMN 101 NI | ESM 101 NI |
| M 12x1.5 f | 25 | 17 | 9 | 14 | MS 58 | 19 | ESMN 121 NI | ESM 121 NI |
| M 14x1.5 f | 25 | 17 | 9 | 14 | MS 58 | 17 | ESMN 141 NI | ESM 141 NI |
| G 1/8 f | 25 | 13 | 9 | 14 | Steel zinc-pl. | 11 | | ESM 18 NIS |
| G 1/4 f | 26 | 17 | 10 | 14 | Steel zinc-pl. | 17 | | ESM 14 NIS |

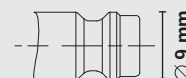


Mini Quick Connect Couplings

single shut-off **Series ESM**

DN 5

Plug Profile (original size)



Plugs with hose barb

| Hose connection | L | D | L1 | L2 | Material | Weight | Type No. n. plated | Type No. plain |
|-----------------|----|----|------|----|----------------|--------|--------------------|----------------|
| Hose i.D. 4 | 32 | 9 | 16.5 | 14 | MS 58 | 7 | ESMN 4 S | ESM 4 S |
| Hose i.D. 5 | 32 | 12 | 16.5 | 14 | MS 58 | 8 | ESMN 5 S | ESM 5 S |
| Hose i.D. 6 | 32 | 12 | 16.5 | 14 | MS 58 | 8 | ESMN 6 S | ESM 6 S |
| Hose i.D. 8 | 32 | 12 | 16.5 | 14 | MS 58 | 12 | ESMN 8 S | ESM 8 S |
| Hose i.D. 9 | 38 | 12 | 23 | 14 | MS 58 | 11 | ESMN 9 S | ESM 9 S |
| Hose i.D. 4 | 32 | 9 | 16.5 | 14 | Steel zinc-pl. | 6 | | ESM 4 SS |
| Hose i.D. 6 | 32 | 12 | 16.5 | 14 | Steel zinc-pl. | 7 | | ESM 6 SS |

For hose clips type ZOS (© page 130), type HS (© page 131) or crimping ferrules type LPH (© page 133)




Plugs with squeeze nut

| Hose connection | L | SW | L1 | SW1 | Weight | Type No. n. plated | Type No. plain |
|-----------------|----|----|----|-----|--------|--------------------|----------------|
| Hose 3x5 | 32 | 12 | 14 | - | 14 | ESMN 35 SQ | ESM 35 SQ |
| Hose 4x6 | 32 | - | 14 | 12 | 6 | ESMN 4 SQ | ESM 4 SQ |
| Hose 6x8 | 32 | - | 14 | 14 | 23 | ESMN 6 SQ | ESM 6 SQ |



Plugs with squeeze nut and spring guards


| Hose connection | L | SW | L1 | SW1 | Weight | Type No. n. plated | Type No. plain |
|-----------------|-----|----|----|-----|--------|--------------------|----------------|
| Hose 3x5 | 90 | 12 | 14 | 11 | 24 | ESMN 35 SQF | ESM 35 SQF |
| Hose 4x6 | 110 | - | 14 | 12 | 26 | ESMN 4 SQF | ESM 4 SQF |
| Hose 6x8 | 120 | - | 14 | 14 | 29 | ESMN 6 SQF | ESM 6 SQF |



Plugs with bulkhead screwing

| Hose connection | L | SW | L1 | L2 | L3 | SW1 | G | Weight | Type No. n. plated | Type No. plain |
|-----------------|----|----|----|----|----|-----|----------|--------|--------------------|----------------|
| Hose i.D. 4 | 50 | 14 | 17 | 14 | 14 | 14 | M 10x1 m | 20 | ESMN 4 SSV | ESM 4 SSV |
| Hose i.D. 6 | 50 | 14 | 17 | 14 | 14 | 17 | M 12x1 m | 25 | ESMN 6 SSV | ESM 6 SSV |
| Hose i.D. 9 | 50 | 17 | 17 | 14 | 14 | 19 | M 12x1 m | 30 | ESMN 9 SSV | ESM 9 SSV |

For hose clips type ZOS (© page 130), type HS (© page 131) or crimping ferrules type LPH (© page 133)



System-adapter

| Connection | L | D | L1 | L2 | DS | DS1 | Weight | Type No. |
|---------------|----|----|----|----|----|-----|--------|----------|
| DN 5 - DN 7.2 | 36 | 14 | 14 | 20 | 12 | 9 | 16 | ESM-ES |

