

The original Quick Connect Couplings

double shut-off Series ES

- Universal one-hand quick connect couplings made of brass MS 58 plain/ nickel-plated
- Double shut-off to avoid leaking media when disconnecting
- Please note: Valve construction designed for media flow from coupling to plug
- Suitable for low vacuum at low couple force compared to all other compatible products
- Closed sleeve design protects the coupling from dirt
- Adheres to the German Clean Air Act "TA-Luft" for industrial production plants
- Attention: Couplings can be connected with straight-through plugs DN 7.2. However, double shut-off plugs cannot be connected with standard couplings DN 7.2
- Several fields of application, above all for liquid media in construction, control technology, switchboard cooling, etc.

Materials

- Body, sleeve, valve body, valve, plug: Brass MS 58 plain/ nickel-plated
- Seals: NBR - additional charge for EPDM (0.40 Euro) and FKM seals (0.94 Euro)
- Springs, retaining ring: Stainless steel 1.4310
- Pins: Stainless steel 1.4305

Max. Working Pressure	Temperature	DN	Thread	Flow Rate	Operation	Type of valve	Media	Area	EN
PN 35 bar	-20°C – +100°C	7.2	ISO 228	630 l/min	One-hand	Double shut-off	Air / Others	Worldwide	10

Couplings with male thread

Thread connection	L	SW	D	L1	Weight	Type No. n. plated	Type No. plain
NEW! G 1/8 m	40	22	27	9	73	ESN 18 AAB	ES 18 AAB
G 1/4 m	40	22	27	9	73	ESN 14 AAB	ES 14 AAB
G 3/8 m	41	22	27	9	76	ESN 38 AAB	ES 38 AAB
G 1/2 m	41	24	27	10	87	ESN 12 AAB	ES 12 AAB
NEW! M 14x1.5 m	40	22	27	9	78	ESN 1415 AAB	ES 1415 AAB
NEW! M 16x1.5 m	40	22	27	9	78	ESN 1615 AAB	ES 1615 AAB
NEW! M 18x1.5 m	40	22	27	9	78	ESN 1815 AAB	ES 1815 AAB

Male thread sealing with PVC sealing ring type HPD (© page 212)

Couplings with female thread

Thread connection	L	SW	D	L1	Weight	Type No. n. plated	Type No. plain
NEW! G 1/8 f	41	22	27	10.5	92	ESN 18 IAB	ES 18 IAB
G 1/4 f	41	22	27	10.5	92	ESN 14 IAB	ES 14 IAB
G 3/8 f	41	22	27	10.5	85	ESN 38 IAB	ES 38 IAB
G 1/2 f	42.5	24	27	12	87	ESN 12 IAB	ES 12 IAB
NEW! M 14x1.5 f	41.5	22	27	11	85	ESN 1415 IAB	ES 1415 IAB
NEW! M 16x1.5 f	41.5	22	27	11	85	ESN 1615 IAB	ES 1615 IAB
NEW! M 18x1.5 f	41.5	22	27	11	85	ESN 1815 IAB	ES 1815 IAB

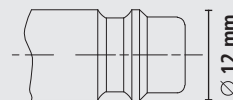
Couplings with hose barb

Hose connection	L	D	L1	Weight	Type No. n. plated	Type No. plain
NEW! SLW 6	55	27	25	64	ESN 6 TAB	ES 6 TAB
NEW! SLW 8	55	27	25	64	ESN 8 TAB	ES 8 TAB
NEW! SLW 9	55	27	25	68	ESN 9 TAB	ES 9 TAB
NEW! SLW 10	55	27	25	68	ESN 10 TAB	ES 10 TAB
NEW! SLW 13	55	27	25	75	ESN 13 TAB	ES 13 TAB



For hose clips type ZOS (© page 130), type HS (© page 131) or crimping ferrules type LPH (© page 133)

DN 7.2

Plug Profile (original size)



Also in Stainless Steel
Series ESE
Page 298

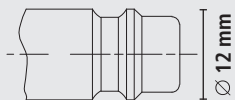


Quick Connect Couplings The original

Series ES double shut-off

DN 7.2

Plug Profile (original size)



Couplings with squeeze nut

Hose connection	L	SW	D	SW1	Weight	Type No. n. plated	Type No. plain
Hose 4x6	44	22	27	12	73	ESN 4 TQAB	ES 4 TQAB
Hose 6x8	44	22	27	14	78	ESN 6 TQAB	ES 6 TQAB
Hose 8x10	48	22	27	17	83	ESN 8 TQAB	ES 8 TQAB
Hose 9x12	48	22	27	17	85	ESN 9 TQAB	ES 9 TQAB





Couplings with squeeze nut and spring guard

Hose connection	L	SW	D	SW1	Weight	Type No. n. plated	Type No. plain
Hose 4x6	125	22	27	12	85	ESN 4 TQFAB	ES 4 TQFAB
Hose 5x8	130	22	27	14	88	ESN 58 TQFAB	ES 58 TQFAB
Hose 6x8	130	22	27	14	90	ESN 6 TQFAB	ES 6 TQFAB
Hose 6,5x10	130	22	27	17	95	ESN 6510 TQFAB	ES 6510 TQFAB
Hose 8x10	136	22	27	19	120	ESN 8 TQFAB	ES 8 TQFAB
Hose 8x12	140	22	27	19	130	ESN 812 TQFAB	ES 812 TQFAB
Hose 9x12	126	22	27	19	141	ESN 9 TQFAB	ES 9 TQFAB

Bulkhead couplings

Hose connect.	L	SW	D	L1	L2	SW1	G	Weight	Type No. n. plated	Type No. plain
Hose i.D. 6	62	22	27	17	14	17	M 12x1 m	87	ESN 6 TSVAB	ES 6 TSVAB
Hose i.D. 8	62	22	27	17	14	17	M 12x1 m	88	ESN 8 TSVAB	ES 8 TSVAB
Hose i.D. 10	70	22	27	25	14	19	M 14x1 m	90	ESN 10 TSVAB	ES 10 TSVAB

For hose clips type ZOS (© page 130), type HS (© page 131) or crimping ferrules type LPH (© page 133)

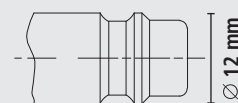


The original Quick Connect Couplings

double shut-off **Series ES**

DN 7.2


Plug Profile (original size)



Plugs with male thread


Thread connection	L	SW	L1	L2	Weight	Type No. n. plated	Type No. plain
NEW! G 1/8 m	43	22	9	20	45	ESN 18 NAAB	ES 18 NAAB
G 1/4 m	43	22	9	20	45	ESN 14 NAAB	ES 14 NAAB
G 3/8 m	44	22	10	20	48	ESN 38 NAAB	ES 38 NAAB
G 1/2 m	44	24	10	20	60	ESN 12 NAAB	ES 12 NAAB
NEW! M 14x1.5 m	43	22	9	20	46	ESN 1415 NAAB	ES 1415 NAAB
NEW! M 16x1.5 m	43	22	9	20	46	ESN 1615 NAAB	ES 1615 NAAB
NEW! M 18x1.5 m	43	22	9	20	46	ESN 1815 NAAB	ES 1815 NAAB

Male thread sealing with PVC sealing ring type HPD (© page 212)



Plugs with female thread


Thread connection	L	SW	L1	L2	Weight	Type No. n. plated	Type No. plain
NEW! G 1/8 f	44	22	10.5	20	64	ESN 18 NIAB	ES 18 NIAB
G 1/4 f	44	22	10.5	20	64	ESN 14 NIAB	ES 14 NIAB
G 3/8 f	44	22	10.5	20	57	ESN 38 NIAB	ES 38 NIAB
G 1/2 f	44.5	24	12	20	62	ESN 12 NIAB	ES 12 NIAB
NEW! M 14x1.5 f	43.5	22	11	20	60	ESN 1415 NIAB	ES 1415 NIAB
NEW! M 16x1.5 f	43.5	22	11	20	60	ESN 1615 NIAB	ES 1615 NIAB
NEW! M 18x1.5 f	43.5	22	11	20	60	ESN 1815 NIAB	ES 1815 NIAB



Plugs with hose barb

Hose connection	L	L1	L2	Weight	Type No. n. plated	Type No. plain
NEW! Hose i.D. 4	58	25	20	34	ESN 4 SAB	ES 4 SAB
NEW! Hose i.D. 6	58	25	20	34	ESN 6 SAB	ES 6 SAB
NEW! Hose i.D. 8	58	25	20	34	ESN 8 SAB	ES 8 SAB
NEW! Hose i.D. 9	58	25	20	38	ESN 9 SAB	ES 9 SAB
NEW! Hose i.D. 10	58	25	20	44	ESN 10 SAB	ES 10 SAB
NEW! Hose i.D. 13	58	25	20	44	ESN 13 SAB	ES 13 SAB

For hose clips type ZOS (© page 130), type HS (© page 131) or crimping ferrules type LPH (© page 133)



Plug with squeeze nut

Hose connection	L	SW	L1	SW1	Weight	Type No. n. plated	Type No. plain
NEW! Hose 4x6	34	12	20	-	18	ESN 4 SQAB	ES 4 SQAB
Hose 6x8	34	14	20	-	19	ESN 6 SQAB	ES 6 SQAB
Hose 8x10	43	17	20	17	38	ESN 8 SQAB	ES 8 SQAB
Hose 9x12	43	17	20	17	36	ESN 9 SQAB	ES 9 SQAB

