

# The original Quick Connect Couplings

## double shut-off Series ES

- Universal one-hand quick connect couplings made of brass MS 58 plain/ nickel-plated
- Double shut-off to avoid leaking media when disconnecting
- Please note: Valve construction designed for media flow from coupling to plug
- Suitable for low vacuum at low couple force compared to all other compatible products
- Closed sleeve design protects the coupling from dirt
- Adheres to the German Clean Air Act "TA-Luft" for industrial production plants
- Attention: Couplings can be connected with straight-through plugs DN 7.2. However, double shut-off plugs cannot be connected with standard couplings DN 7.2
- Several fields of application, above all for liquid media in construction, control technology, switchboard cooling, etc.

### Materials

- Body, sleeve, valve body, valve, plug: Brass MS 58 plain/ nickel-plated
- Seals: NBR - additional charge for EPDM (0.40 Euro) and FKM seals (0.94 Euro)
- Springs, retaining ring: Stainless steel 1.4310
- Pins: Stainless steel 1.4305

Max. Working Pressure	Temperature	DN	Thread	Flow Rate	Operation	Type of valve	Media	Area	
PN 35 bar	-20°C – +100°C	7.2	ISO 228	630 l/min	One-hand	Double shut-off	Air / Others	Worldwide	10

### Couplings with male thread

Thread connection	L	SW	D	L1	Weight	Type No. n. plated	Type No. plain
<b>NEW!</b> G 1/8 m	40	22	27	9	73	ESN 18 AAB	ES 18 AAB
G 1/4 m	40	22	27	9	73	ESN 14 AAB	ES 14 AAB
G 3/8 m	41	22	27	9	76	ESN 38 AAB	ES 38 AAB
G 1/2 m	41	24	27	10	87	ESN 12 AAB	ES 12 AAB
<b>NEW!</b> M 14x1.5 m	40	22	27	9	78	ESN 1415 AAB	ES 1415 AAB
<b>NEW!</b> M 16x1.5 m	40	22	27	9	78	ESN 1615 AAB	ES 1615 AAB
<b>NEW!</b> M 18x1.5 m	40	22	27	9	78	ESN 1815 AAB	ES 1815 AAB

Male thread sealing with PVC sealing ring type HPD (© page 212)

### Couplings with female thread

Thread connection	L	SW	D	L1	Weight	Type No. n. plated	Type No. plain
<b>NEW!</b> G 1/8 f	41	22	27	10.5	92	ESN 18 IAB	ES 18 IAB
G 1/4 f	41	22	27	10.5	92	ESN 14 IAB	ES 14 IAB
G 3/8 f	41	22	27	10.5	85	ESN 38 IAB	ES 38 IAB
G 1/2 f	42.5	24	27	12	87	ESN 12 IAB	ES 12 IAB
<b>NEW!</b> M 14x1.5 f	41.5	22	27	11	85	ESN 1415 IAB	ES 1415 IAB
<b>NEW!</b> M 16x1.5 f	41.5	22	27	11	85	ESN 1615 IAB	ES 1615 IAB
<b>NEW!</b> M 18x1.5 f	41.5	22	27	11	85	ESN 1815 IAB	ES 1815 IAB

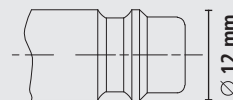
### Couplings with hose barb

Hose connection	L	D	L1	Weight	Type No. n. plated	Type No. plain
<b>NEW!</b> SLW 6	55	27	25	64	ESN 6 TAB	ES 6 TAB
<b>NEW!</b> SLW 8	55	27	25	64	ESN 8 TAB	ES 8 TAB
<b>NEW!</b> SLW 9	55	27	25	68	ESN 9 TAB	ES 9 TAB
<b>NEW!</b> SLW 10	55	27	25	68	ESN 10 TAB	ES 10 TAB
<b>NEW!</b> SLW 13	55	27	25	75	ESN 13 TAB	ES 13 TAB



For hose clips type ZOS (© page 130), type HS (© page 131) or crimping ferrules type LPH (© page 133)

## DN 7.2

Plug Profile (original size)



Also in Stainless Steel  
Series ESE  
Page 298

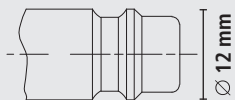


# Quick Connect Couplings The original

## Series ES double shut-off

### DN 7.2

Plug Profile (original size)



#### Couplings with squeeze nut

Hose connection	L	SW	D	SW1	Weight	Type No. n. plated	Type No. plain
Hose 4x6	44	22	27	12	73	ESN 4 TQAB	ES 4 TQAB
Hose 6x8	44	22	27	14	78	ESN 6 TQAB	ES 6 TQAB
Hose 8x10	48	22	27	17	83	ESN 8 TQAB	ES 8 TQAB
Hose 9x12	48	22	27	17	85	ESN 9 TQAB	ES 9 TQAB





#### Couplings with squeeze nut and spring guard

Hose connection	L	SW	D	SW1	Weight	Type No. n. plated	Type No. plain
Hose 4x6	125	22	27	12	85	ESN 4 TQFAB	ES 4 TQFAB
Hose 5x8	130	22	27	14	88	ESN 58 TQFAB	ES 58 TQFAB
Hose 6x8	130	22	27	14	90	ESN 6 TQFAB	ES 6 TQFAB
Hose 6,5x10	130	22	27	17	95	ESN 6510 TQFAB	ES 6510 TQFAB
Hose 8x10	136	22	27	19	120	ESN 8 TQFAB	ES 8 TQFAB
Hose 8x12	140	22	27	19	130	ESN 812 TQFAB	ES 812 TQFAB
Hose 9x12	126	22	27	19	141	ESN 9 TQFAB	ES 9 TQFAB

#### Bulkhead couplings

Hose connect.	L	SW	D	L1	L2	SW1	G	Weight	Type No. n. plated	Type No. plain
Hose i.D. 6	62	22	27	17	14	17	M 12x1 m	87	ESN 6 TSVAB	ES 6 TSVAB
Hose i.D. 8	62	22	27	17	14	17	M 12x1 m	88	ESN 8 TSVAB	ES 8 TSVAB
Hose i.D. 10	70	22	27	25	14	19	M 14x1 m	90	ESN 10 TSVAB	ES 10 TSVAB

For hose clips type ZOS (© page 130), type HS (© page 131) or crimping ferrules type LPH (© page 133)

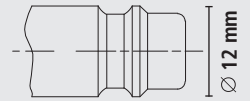


# The original Quick Connect Couplings

double shut-off **Series ES**

**DN 7.2**


Plug Profile (original size)



## Plugs with male thread


Thread connection	L	SW	L1	L2	Weight	Type No. n. plated	Type No. plain
<b>NEW!</b> G 1/8 m	43	22	9	20	45	ESN 18 NAAB	ES 18 NAAB
G 1/4 m	43	22	9	20	45	ESN 14 NAAB	ES 14 NAAB
G 3/8 m	44	22	10	20	48	ESN 38 NAAB	ES 38 NAAB
G 1/2 m	44	24	10	20	60	ESN 12 NAAB	ES 12 NAAB
<b>NEW!</b> M 14x1.5 m	43	22	9	20	46	ESN 1415 NAAB	ES 1415 NAAB
<b>NEW!</b> M 16x1.5 m	43	22	9	20	46	ESN 1615 NAAB	ES 1615 NAAB
<b>NEW!</b> M 18x1.5 m	43	22	9	20	46	ESN 1815 NAAB	ES 1815 NAAB

Male thread sealing with PVC sealing ring type HPD (© page 212)



## Plugs with female thread


Thread connection	L	SW	L1	L2	Weight	Type No. n. plated	Type No. plain
<b>NEW!</b> G 1/8 f	44	22	10.5	20	64	ESN 18 NIAB	ES 18 NIAB
G 1/4 f	44	22	10.5	20	64	ESN 14 NIAB	ES 14 NIAB
G 3/8 f	44	22	10.5	20	57	ESN 38 NIAB	ES 38 NIAB
G 1/2 f	44.5	24	12	20	62	ESN 12 NIAB	ES 12 NIAB
<b>NEW!</b> M 14x1.5 f	43.5	22	11	20	60	ESN 1415 NIAB	ES 1415 NIAB
<b>NEW!</b> M 16x1.5 f	43.5	22	11	20	60	ESN 1615 NIAB	ES 1615 NIAB
<b>NEW!</b> M 18x1.5 f	43.5	22	11	20	60	ESN 1815 NIAB	ES 1815 NIAB



## Plugs with hose barb

Hose connection	L	L1	L2	Weight	Type No. n. plated	Type No. plain
<b>NEW!</b> Hose i.D. 4	58	25	20	34	ESN 4 SAB	ES 4 SAB
<b>NEW!</b> Hose i.D. 6	58	25	20	34	ESN 6 SAB	ES 6 SAB
<b>NEW!</b> Hose i.D. 8	58	25	20	34	ESN 8 SAB	ES 8 SAB
<b>NEW!</b> Hose i.D. 9	58	25	20	38	ESN 9 SAB	ES 9 SAB
<b>NEW!</b> Hose i.D. 10	58	25	20	44	ESN 10 SAB	ES 10 SAB
<b>NEW!</b> Hose i.D. 13	58	25	20	44	ESN 13 SAB	ES 13 SAB

For hose clips type ZOS (© page 130), type HS (© page 131) or crimping ferrules type LPH (© page 133)



## Plug with squeeze nut

Hose connection	L	SW	L1	SW1	Weight	Type No. n. plated	Type No. plain
<b>NEW!</b> Hose 4x6	34	12	20	-	18	ESN 4 SQAB	ES 4 SQAB
Hose 6x8	34	14	20	-	19	ESN 6 SQAB	ES 6 SQAB
Hose 8x10	43	17	20	17	38	ESN 8 SQAB	ES 8 SQAB
Hose 9x12	43	17	20	17	36	ESN 9 SQAB	ES 9 SQAB

