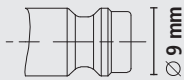


# Mini Quick Connect Couplings

## Series ESM double shut-off

### DN 5

Plug Profile (original size)



Also in Stainless Steel  
Series ESME  
Page 293

- One-hand quick connect couplings with reduced dimensions made of brass MS 58 plain/ nickel-plated
- Double shut-off to avoid leaking media when disconnecting
- Please note: Valve construction designed for media flow from coupling to plug
- Suitable for low vacuum at low couple force compared to all other compatible products
- On request, couplings also available with coloured anodised aluminium sleeves
- Attention: Couplings can be connected with straight-through plugs DN 5. However, double shut-off plugs cannot be connected with standard couplings DN 5
- Several fields of application, above all for liquid media in construction, control technology, switchboard cooling etc.

### Materials

- Body, sleeve, valve body, valve, plug: Brass MS 58 plain/ nickel-plated
- Springs, retaining ring: Stainless steel 1.4310
- Balls: Stainless steel 1.3541
- Seals: NBR - additional charge for EPDM (0.40 Euro) and FKM seals (0.94 Euro)

Max. Working Pressure	Temperature	DN	Thread	Flow Rate	Operation	Type of valve	Media	Area	☎
PN 35 bar	-20°C – +100°C	5	ISO 228 / DIN 13	330 l/min	One-hand	double shut-off	Air / Others	Europe	10

### Couplings with male thread

Thread connection	L	SW	D	L1	Weight	Type No. n. plated	Type No. plain
G 1/8 m	37	14	16	7	27	ESMN 18 AAB	ESM 18 AAB
G 1/4 m	38	17	16	9	36	ESMN 14 AAB	ESM 14 AAB
G 3/8 m	38	19	16	9	43	ESMN 38 AAB	ESM 38 AAB
M 10x1 m	37	14	16	7	35	ESMN 101 AAB	ESM 101 AAB
M 12x1.5 m	39	17	16	10	37	ESMN 121 AAB	ESM 121 AAB
M 14x1.5 m	39	17	16	10	37	ESMN 141 AAB	ESM 141 AAB

Male thread sealing with PVC sealing ring type HPD (☎ page 212)

### Couplings with female thread

Thread connection	L	SW	D	L1	Weight	Type No. n. plated	Type No. plain
G 1/8 f	37	14	16	9	32	ESMN 18 IAB	ESM 18 IAB
G 1/4 f	38	17	16	9	38	ESMN 14 IAB	ESM 14 IAB
G 3/8 f	39.5	19	16	10.5	39	ESMN 38 IAB	ESM 38 IAB
M 10x1 f	38	14	16	9	34	ESMN 101 IAB	ESM 101 IAB
M 12x1.5 f	38	17	16	9	39	ESMN 121 IAB	ESM 121 IAB
M 14x1.5 f	38	17	16	9	37	ESMN 141 IAB	ESM 141 IAB

### Couplings with hose barb

Hose connection	L	SW	D	L1	Weight	Type No. n. plated	Type No. plain
Hose i.D. 4	46	14	16	17	27	ESMN 4 TAB	ESM 4 TAB
Hose i.D. 5	46	14	16	17	27	ESMN 5 TAB	ESM 5 TAB
Hose i.D. 6	46	14	16	17	27	ESMN 6 TAB	ESM 6 TAB
Hose i.D. 8	46	14	16	17	29	ESMN 8 TAB	ESM 8 TAB
Hose i.D. 9	46	14	16	17	29	ESMN 9 TAB	ESM 9 TAB

For hose clips type ZOS (☎ page 130), type HS (☎ page 131) or crimping ferrules type LPH (☎ page 133)

### Couplings with squeeze nut

Hose connection	L	SW	D	SW1	Weight	Type No. n. plated	Type No. plain
Hose 3x5	43	14	16	12	32	ESMN 35 TQAB	ESM 35 TQAB
Hose 4x6	43	14	16	12	32	ESMN 4 TQAB	ESM 4 TQAB
Hose 6x8	43	14	16	14	34	ESMN 6 TQAB	ESM 6 TQAB






### Couplings with squeeze nut and spring guard

Hose connection	L	SW	D	SW1	Weight	Type No. n. plated	Type No. plain
Hose 3x5	120	14	16	12	39	ESMN 35 TQFAB	ESM 35 TQFAB
Hose 4x6	120	14	16	12	39	ESMN 4 TQFAB	ESM 4 TQFAB
Hose 6x8	130	14	16	14	44	ESMN 6 TQFAB	ESM 6 TQFAB

### Couplings with bulkhead screwing

Hose connection	L	SW	D	L1	L2	SW1	G	Weight	Type No. n. plated	Type No. plain
Hose i.D. 4	60	14	16	17	14	14	M 10x1 m	40	ESMN 4 TSVAB	ESM 4 TSVAB
Hose i.D. 6	60	17	16	17	14	17	M 12x1 m	45	ESMN 6 TSVAB	ESM 6 TSVAB
Hose i.D. 9	60	17	16	17	14	19	M 12x1 m	47	ESMN 9 TSVAB	ESM 9 TSVAB

For hose clips type ZOS (☎ page 130), type HS (☎ page 131) or crimping ferrules type LPH (☎ page 133)

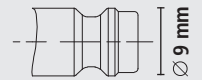


# Mini Quick Connect Couplings

double shut-off **Series ESM**

**DN 5**


Plug Profile (original size)



## Plugs with male thread


Thread connection	L	SW	L1	L2	Weight	Type No. n. plated	Type No. plain
G 1/8 m	40	13	7	14	26	ESMN 18 NAAB	ESM 18 NAAB
G 1/4 m	42	17	9	14	35	ESMN 14 NAAB	ESM 14 NAAB
G 3/8 m	42	19	9	14	42	ESMN 38 NAAB	ESM 38 NAAB
M 10x1 m	40	14	7	14	25	ESMN 101 NAAB	ESM 101 NAAB
M 12x1.5 m	44	17	10	14	35	ESMN 121 NAAB	ESM 121 NAAB
M 14x1.5 m	44	17	10	14	36	ESMN 141 NAAB	ESM 141 NAAB

Male thread sealing with PVC sealing ring type HPD (☺ page 212)



## Plugs with female thread


Thread connection	L	SW	L1	L2	Weight	Type No. n. plated	Type No. plain
G 1/8 f	42	13	9	14	28	ESMN 18 NIAB	ESM 18 NIAB
G 1/4 f	42	17	10	14	38	ESMN 14 NIAB	ESM 14 NIAB
G 3/8 f	43.5	19	10.5	14	38	ESMN 38 NIAB	ESM 38 NIAB
M 10x1 f	42	14	9	14	28	ESMN 101 NIAB	ESM 101 NIAB
M 12x1.5 f	42	17	9	14	37	ESMN 121 NIAB	ESM 121 NIAB
M 14x1.5 f	42	17	9	14	38	ESMN 141 NIAB	ESM 141 NIAB



## Plugs with hose barb


Hose connection	L	SW	L1	L2	Weight	Type No. n. plated	Type No. plain
Hose i.D. 4	50	14	17	14	23	ESMN 4 SAB	ESM 4 SAB
Hose i.D. 6	50	14	17	14	23	ESMN 6 SAB	ESM 6 SAB
Hose i.D. 8	50	14	17	14	25	ESMN 8 SAB	ESM 8 SAB
Hose i.D. 9	50	14	17	14	25	ESMN 9 SAB	ESM 9 SAB

For hose clips type ZOS (☺ page 130), type HS (☺ page 131) or crimping ferrules type LPH (☺ page 133)




## Plugs with squeeze nut

Hose connection	L	SW	L1	SW1	Weight	Type No. n. plated	Type No. plain
Hose 4x6	47	14	14	12	32	ESMN 4 SQAB	ESM 4 SQAB
Hose 6x8	47	14	14	14	32	ESMN 6 SQAB	ESM 6 SQAB



## Plugs with squeeze nut and spring guard

Hose connection	L	SW	L1	SW1	Weight	Type No. n. plated	Type No. plain
Hose 4x6	135	14	14	12	40	ESMN 4 SQFAB	ESM 4 SQFAB
Hose 6x8	135	14	14	14	42	ESMN 6 SQFAB	ESM 6 SQFAB



## Plugs with bulkhead screwing

Hose connection	L	SW	L2	L3	SW1	G	Weight	Type No. n. plated	Type No. plain
Hose i.D. 4	64	14	14	17	14	M 10x1 m	45	ESMN 4 SSVAB	ESM 4 SSVAB
Hose i.D. 6	64	14	14	17	17	M 12x1 m	45	ESMN 6 SSVAB	ESM 6 SSVAB
Hose i.D. 9	64	14	14	17	19	M 12x1 m	45	ESMN 9 SSVAB	ESM 9 SSVAB

For hose clips type ZOS (☺ page 130), type HS (☺ page 131) or crimping ferrules type LPH (☺ page 133)

