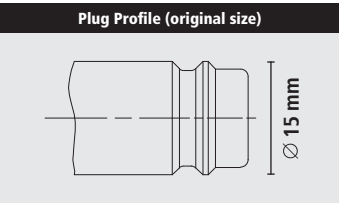


Industrial Quick Connect Couplings

Series ESIGE single shut-off

DN 10

- Top-quality, extreme robust one-hand quick connect couplings with high-class sealing made of stainless steel 1.4305 (on request in stainless steel 1.4404)
- Collar version: protection for valve body
- Very high flow rates with low pressure drop due to patented OptiFlow by **LUDECKE**® valve technology
- Suitable for low vacuum at low couple force compared to all other compatible products
- **Several fields of application, above all for liquid media in plant construction, measure, control and regulation technology, pharmacy, medical technology, chemical industry, food industry as well as for increased purity and hygiene regulations**



Materials

- Body, sleeve, valve body, valve, plug: Stainless Steel 1.4305
- Springs: Stainless Steel 1.4310
- Balls: Stainless Steel 1.4034
- Seals: FKM (NBR on request)

Max. Working Pressure	Temperature	DN	Thread	Flow Rate	Operation	Type of valve	Media	Area	
PN 35 bar	-15°C – +200°C*	10	ISO 228	3200 l/min	One-hand	Single shut-off	Different	Europe	1



NEW!

Couplings with male thread


Thread connection	L	SW	L1	D	Weight	Type No.
G 3/8 m	61.5	24	10	27	144	ESIGE 38 A
G 1/2 m	63.5	24	12	27	148	ESIGE 12 A
G 3/4 m	67.5	32	16	27	213	ESIGE 34 A



NEW!

Couplings with female thread

Thread connection	L	SW	L1	D	Weight	Type No.
G 3/8 f	56.5	24	11	27	146	ESIGE 38 I
G 1/2 f	56.5	24	12	27	138	ESIGE 12 I
G 3/4 f	67.5	32	16	27	213	ESIGE 34 I



NEW!

Couplings with hose stem

Hose connection	L	SW	D	L1	Weight	Type No.
Hose i.D. 9	76.5	24	27	25	145	ESIGE 9 T
Hose i.D. 10	76.5	24	27	25	144	ESIGE 10 T
Hose i.D. 13	76.5	24	27	25	147	ESIGE 13 T
Hose i.D. 16	76.5	24	27	25	149	ESIGE 16 T
Hose i.D. 19	76.5	24	27	25	151	ESIGE 19 T

For hose clips type HSE (© page 357)



Plugs with male thread

Thread connection	L	SW	L1	L2	Weight	Type No.
G 3/8 m	35.5	19	9	21	30	ESIGE 38 NA
G 1/2 m	38.5	24	12	21	50	ESIGE 12 NA
G 3/4 m	43	32	16	21	83	ESIGE 34 NA



Plugs with female thread

Thread connection	L	SW	L1	L2	Weight	Type No.
G 3/8 f	36	19	12	21	28	ESIGE 38 NI
G 1/2 f	37	24	12	21	45	ESIGE 12 NI
G 3/4 f	42	32	16	21	92	ESIGE 34 NI



Plugs with hose stem

Hose connection	L	D	L1	L2	Weight	Type No.
Hose i.D. 9	46.5	15	25	21	21	ESIGE 9 S
Hose i.D. 10	46.5	15	25	21	21	ESIGE 10 S
Hose i.D. 13	46.5	15	25	21	28	ESIGE 13 S
Hose i.D. 16	48	20	25	21	33	ESIGE 16 S
Hose i.D. 19	48	24	25	21	39	ESIGE 19 S

For hose clips type HSE (© page 357)

*subject to media and sealing material



Industrial Quick Connect Couplings

double shut-off Series ESIGE

- Top-quality, extreme robust one-hand quick connect couplings with high-class sealing made of stainless steel 1.4305 (on request in stainless steel 1.4404)
- Double shut-off to avoid leaking media when disconnecting
- Please note: Valve construction designed for media flow from coupling to plug
- Collar version: protection for valve body
- Very high flow rates with low pressure drop due to patented OptiFlow by **LUDECKE**® valve technology
- Suitable for low vacuum at low couple force compared to all other compatible products
- Attention: Couplings can be connected with straight-through plugs DN 10. However, double shut-off plugs cannot be connected with standard couplings DN 10
- Several fields of application, above all for liquid media in plant construction, measure, control and regulation technology, pharmacy, medical technology, chemical industry, food industry as well as for increased purity and hygiene regulations

Materials

- Body, sleeve, valve body, valve, plug: Stainless Steel 1.4305
- Springs: Stainless Steel 1.4310 • Balls: Stainless Steel 1.4034 • Seals: FKM (NBR on request)

Max. Working Pressure	Temperature	DN	Thread	Flow Rate	Operation	Type of valve	Media	Area	
PN 35 bar	-15°C – +200°C*	10	ISO 228	1070 l/min	One-hand	Double shut-off	Different	Europe	1

Couplings with male thread

Thread connection	L	SW	L1	D	Weight	Type No.
G 3/8 m	61.5	24	10	27	144	ESIGE 38 AAB
G 1/2 m	63.5	24	12	27	148	ESIGE 12 AAB
G 3/4 m	67.5	32	16	27	213	ESIGE 34 AAB

Couplings with female thread

Thread connection	L	SW	L1	D	Weight	Type No.
G 3/8 f	56.5	24	11	27	146	ESIGE 38 IAB
G 1/2 f	56.5	24	12	27	138	ESIGE 12 IAB
G 3/4 f	67.5	32	16	27	213	ESIGE 34 IAB

Couplings with hose stem

Hose connection	L	SW	D	L1	Weight	Type No.
Hose i.D. 9	76.5	24	27	25	145	ESIGE 9 TAB
Hose i.D. 10	76.5	24	27	25	144	ESIGE 10 TAB
Hose i.D. 13	76.5	24	27	25	147	ESIGE 13 TAB
Hose i.D. 16	76.5	24	27	25	149	ESIGE 16 TAB
Hose i.D. 19	76.5	24	27	25	151	ESIGE 19 TAB

For hose clips type HSE (© page 357)

Plugs with male thread

Thread connection	L	SW	L1	L2	Weight	Type No.
G 3/8 m	59.5	24	10	21	88	ESIGE 38 NAAB
G 1/2 m	61.5	24	12	21	93	ESIGE 12 NAAB
G 3/4 m	65.5	32	16	21	157	ESIGE 34 NAAB

Plugs with female thread

Thread connection	L	SW	L1	L2	Weight	Type No.
G 3/8 f	54.5	24	11	21	90	ESIGE 38 NIAB
G 1/2 f	54.5	24	12	21	82	ESIGE 12 NIAB
G 3/4 f	58.5	32	16	21	145	ESIGE 34 NIAB

Plugs with hose stem

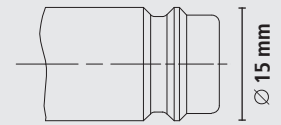
Hose connection	L	SW	L1	L2	Weight	Type No.
Hose i.D. 9	74.5	24	25	21	89	ESIGE 9 SAB
Hose i.D. 10	74.5	24	25	21	88	ESIGE 10 SAB
Hose i.D. 13	74.5	24	25	21	91	ESIGE 13 SAB
Hose i.D. 16	74.5	24	25	21	94	ESIGE 16 SAB
Hose i.D. 19	74.5	24	25	21	95	ESIGE 19 SAB

For hose clips type HSE (© page 357)

*subject to media and sealing material

DN 10

Plug Profile (original size)



OptiFlow
by **LUDECKE**

