

ISO A

ACCIAIO
STEEL
STAHL
ACIER

Caratteristiche tecniche

- Norma: ISO 7241-1 A
- Occlusione: valvola
- Aggancio: sfere radiali
- Materiale: acciaio
- Finitura: Zn-Fe (Cr III)
- Filettature: BSP - NPT - RC - SAE
- Guarnizioni standard: NBR
- Temperatura d'esercizio: -25 °C +100 °C
- Guarnizioni opzionali: FKM, EPDM o altro
- Pressioni di esercizio: 160-350 bar
- Connessione in pressione: non consentita

Nominal size				Max working pressure MPa	Rated flow l/min	Max flow rate l/min	Min burst pressure			Fluid spillage cc
DNP	BG	ISO	mm				Male	Female	Coupled	
06	1	6.3	5	35	12	17	150	170	140	0,5
10	2	10	8,5	35	23	46	140	150	150	1,9
13	3	12.5	10,5	25	45	90	100	140	120	2,7
20	4	20	15,8	25	106	190	90	150	100	9,3
25	5	25	17,3	20	189	280	130	100	100	16
30	6	31.5	22,8	20	288	480	110	85	100	30
39	7	40	29,9	19	379	757	80	80	82	54
50	8	50	37,7	16	757	1000	65	96	100	120

1 MPa = 145,04 psi • 1 l = 0,264 gal

Technical data

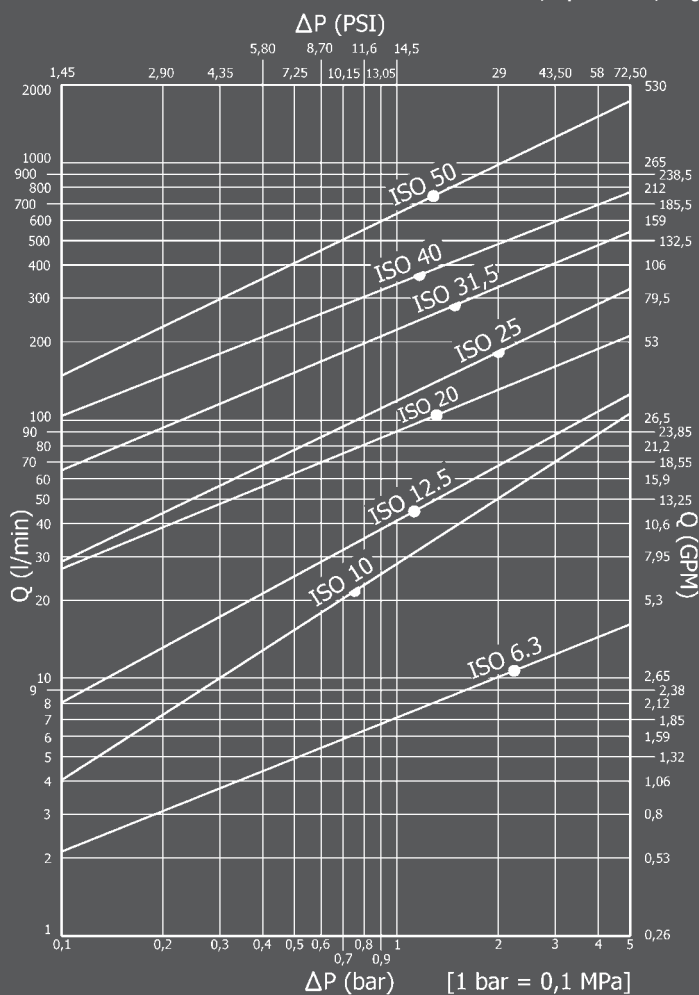
- Standard: ISO 7241-1 A
- Occlusion: poppet
- Locking: radial balls
- Material: steel
- Finishing: Zn-Fe (Cr III)
- Threads: BSP - NPT - RC - SAE
- Standard seals: NBR
- Working temperature: -25 °C +100 °C
- Optional seals: FKM, EPDM or more
- Working pressure: 160-350 bar
- Connection under pressure: not allowed

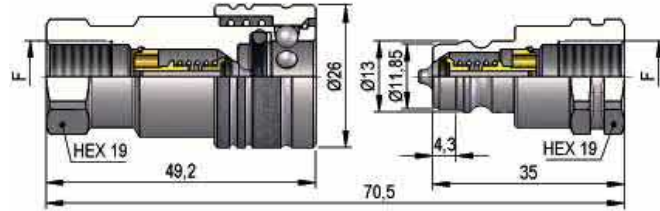
Technische Merkmale

- Norm: ISO 7241-1 A
- Verschluss: ventil
- Kupplung: Radialkugeln
- Werkstoff: Stahl
- Ausführung: Zn-Fe (Cr III)
- Gewinde: BSP - NPT - RC - SAE
- Standard-Dichtungen: NBR
- Betriebstemperatur: -25 °C +100 °C
- Dichtungen nach Wahl: FKM, EPDM, usw.
- Betriebsdruck: 160-350 bar
- Kuppeln unter Druck: nicht möglich

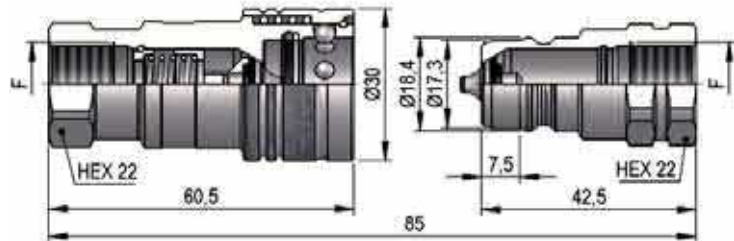
Caracteristiques techniques

- Norme: ISO 7241-1 A
- Obturation: clapet
- Accrochage: billes radiales
- Matériel: acier
- Traitement: Zn-Fe (Cr III)
- Taraudage: BSP - NPT - RC - SAE
- Joints standard: NBR
- Température de service: -25 °C +100 °C
- Joints facultatifs: FKM, EPDM, ect.
- Pression de service: 160-350 bar
- Connexion sous pression: pas possible



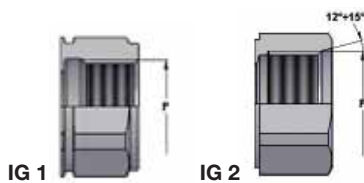
PAV1 DN06 - BG 1 - ISO 6.3


THREADS	F	STANDARD	FEMMINA - FEMALE - MUFFE - FEMELLE			MASCHIO - MALE - STECKER - MALE		
			COD. F	Weight (g)	Packaging (pcs.)	COD. M	Weight (g)	Packaging (pcs.)
IG1	BSP 1/4"	DIN 3852-2-X	PAV1.0606.002	106	180	PAV1.0606.003	37	300
	NPT 1/4"	ANSI B1.20.3	PAV1.0606.012	107	180	PAV1.0606.013	38	300
	RC 1/4"	UNI ISO 7/1	PAV1.0606.042	107	180	PAV1.0606.043	38	300
IG2	9/16"-18 UNF 2B	SAE J 1926-1	PAV1.0615.032	102	180	PAV1.0615.033	34	300

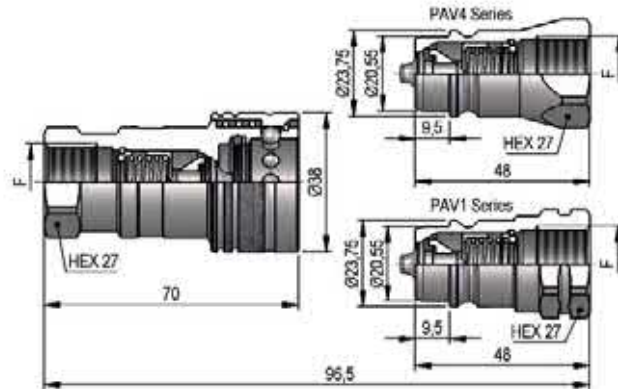
PAV1 DN10 - BG 2 - ISO 10


THREADS	F	STANDARD	FEMMINA - FEMALE - MUFFE - FEMELLE			MASCHIO - MALE - STECKER - MALE		
			COD. F	Weight (g)	Packaging (pcs.)	COD. M	Weight (g)	Packaging (pcs.)
IG1	BSP 3/8"	DIN 3852-2-X	PAV1.1010.002	155	100	PAV1.1010.003	59	200
	NPT 3/8"	ANSI B1.20.3	PAV1.1010.012	156	100	PAV1.1010.013	60	200
	RC 3/8"	UNI ISO 7/1	PAV1.1010.042	156	100	PAV1.1010.043	60	200
IG2	9/16"-18 UNF 2B	SAE J 1926-1	PAV3.1015.032	175	100	See PPV3 DN10		
	3/4"-16 UNF 2B	SAE J 1926-1	PAV1.1019.032	184	100	PAV1.1019.033	63	200

THREADS

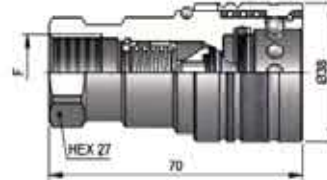


PAV1 DN13 - BG 3 - ISO 12.5



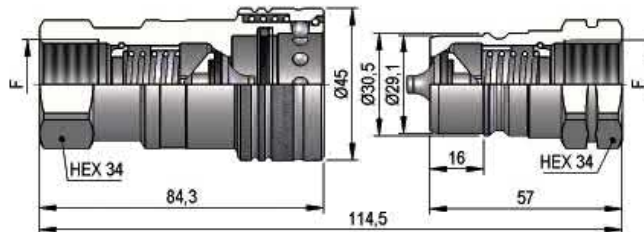
THREADS	F	STANDARD	FEMMINA - FEMALE - MUFFE - FEMELLE			MASCHIO - MALE - STECKER - MALE		
			COD. F	Weight (g)	Packaging (pcs.)	COD. M	Weight (g)	Packaging (pcs.)
IG1	BSP 1/2"	DIN 3852-2-X	PAV1.1313.002	268	50	PAV1.1313.003	97	200
	BSP 1/2"	DIN 3852-2-X				PAV4.1313.003	94	200
	NPT 1/2"	ANSI B1.20.3	PAV1.1313.012	269	50	PAV1.1313.013	98	200
	RC 1/2"	UNI ISO 7/1	PAV1.1313.042	269	50	PAV1.1313.043	98	200
	NPT 3/4"	ANSI B1.20.3	PAV1.1319.012	353	50	See PKV		
IG2	M22x1,5	SAE J 2244/1	PAV1.1322.102	260	50	PAV1.1322.103	90	200
	3/4"-16 UNF 2B	SAE J 1926-1	PAV1.1319.032	274	50	PAV4.1319.033	101	200
	7/8"-14 UNF 2B	SAE J 1926-1	PAV1.1323.032	260	50	See PKV		

PAV6 DN13 - BG 3 - ISO 12.5



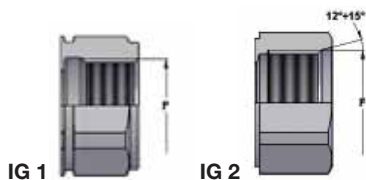
F	STANDARD	FEMMINA - FEMALE - MUFFE - FEMELLE			MASCHIO - MALE - STECKER - MALE		
		COD. F	Weight (g)	Packaging (pcs.)	COD. M	Weight (g)	Packaging (pcs.)
BSP 1/2"	DIN 3852-2-X	PAV6.1313.002	292	50	See PAV1 DN13		
NPT 1/2"	ANSI B1.20.3	PAV6.1313.012	294	50	See PAV1 DN13		

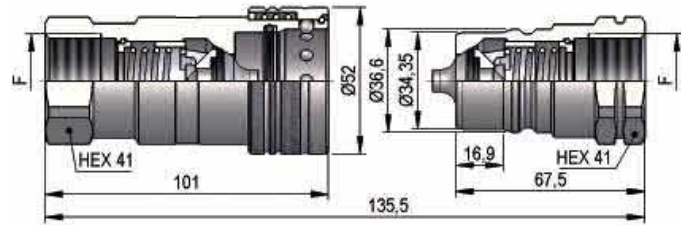
PAV1 DN20 - BG 4 - ISO 20



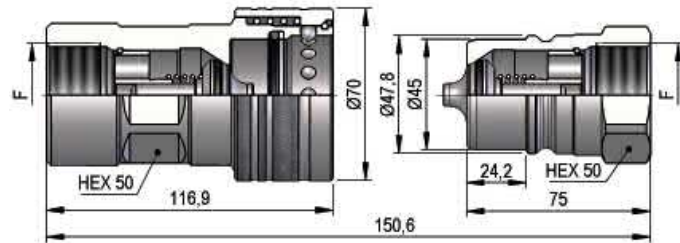
F	STANDARD	FEMMINA - FEMALE - MUFFE - FEMELLE			MASCHIO - MALE - STECKER - MALE		
		COD. F	Weight (g)	Packaging (pcs.)	COD. M	Weight (g)	Packaging (pcs.)
BSP 3/4"	DIN 3852-2-X	PAV1.2019.002	428	28	PAV1.2019.003	180	45
NPT 3/4"	ANSI B1.20.3	PAV1.2019.012	434	28	PAV1.2019.013	186	45
RC 3/4"	UNI ISO 7/1	PAV1.2019.042	434	28	PAV1.2019.043	186	45

THREADS

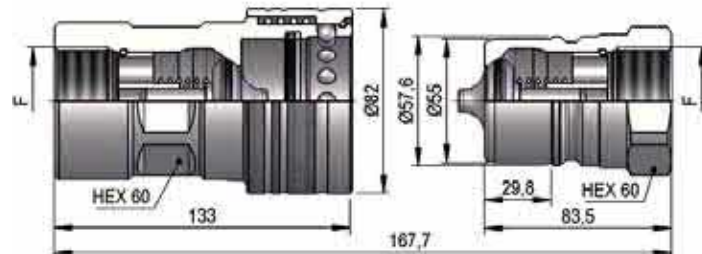


PAV1 DN25 - BG 5 - ISO 25


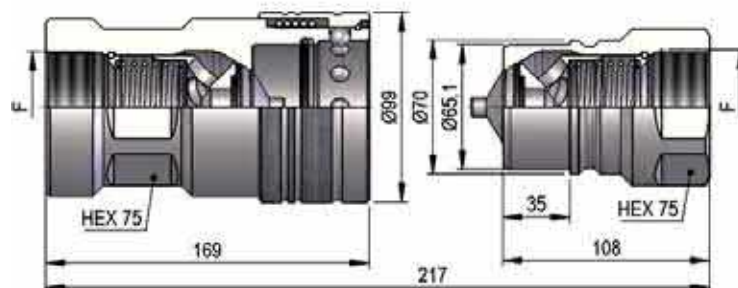
F	STANDARD	FEMMINA - FEMALE - MUFFE - FEMELLE			MASCIO - MALE - STECKER - MALE		
		COD. F	Weight (g)	Packaging (pcs.)	COD. M	Weight (g)	Packaging (pcs.)
BSP 1"	DIN 3852-2-X	PAV1.2525.002	700	20	PAV1.2525.003	304	30
NPT 1"	ANSI B1.20.3	PAV1.2525.012	708	20	PAV1.2525.013	313	30
RC 1"	UNI ISO 7/1	PAV1.2525.042	708	20	PAV1.2525.043	313	30

PAV1 DN30 - BG 6 - ISO 31.5


F	STANDARD	FEMMINA - FEMALE - MUFFE - FEMELLE			MASCIO - MALE - STECKER - MALE		
		COD. F	Weight (g)	Packaging (pcs.)	COD. M	Weight (g)	Packaging (pcs.)
BSP 1"¼	DIN 3852-2-X	PAV1.3031.002	1515	12	PAV1.3031.003	559	20
NPT 1"¼	ANSI B1.20.3	PAV1.3031.012	1532	12	PAV1.3031.013	572	20
RC 1"¼	UNI ISO 7/1	PAV1.3031.042	1532	12	PAV1.3031.043	572	20


















PAV1 DN39 - BG 7 - ISO 40


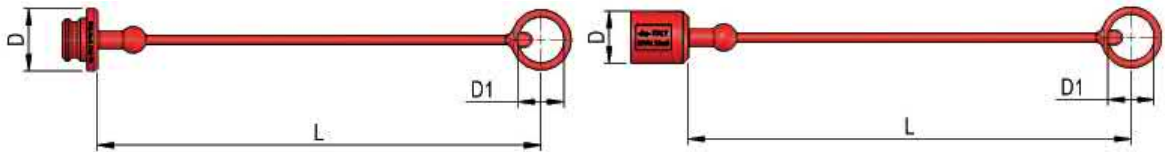
F	STANDARD	FEMMINA - FEMALE - MUFFE - FEMELLE			MASCIO - MALE - STECKER - MALE		
		COD. F	Weight (g)	Packaging (pcs.)	COD. M	Weight (g)	Packaging (pcs.)
BSP 1"½	DIN 3852-2-X	PAV1.3939.002	2445	8	PAV1.3939.003	918	12
NPT 1"½	ANSI B1.20.3	PAV1.3939.012	2464	8	PAV1.3939.013	938	12
RC 1"½	UNI ISO 7/1	PAV1.3939.042	2464	8	PAV1.3939.043	938	12

PAV1 DN50 - BG 8 - ISO 50


F	STANDARD	FEMMINA - FEMALE - MUFFE - FEMELLE			MASCIO - MALE - STECKER - MALE		
		COD. F	Weight (g)	Packaging (pcs.)	COD. M	Weight (g)	Packaging (pcs.)
BSP 2"	DIN 3852-2-X	PAV1.5051.002	5000	5	PAV1.5051.003	1804	8
NPT 2"	ANSI B1.20.3	PAV1.5051.012	5010	5	PAV1.5051.013	1820	8
RC 2"	UNI ISO 7/1	PAV1.5051.042	5010	5	PAV1.5051.043	1820	8

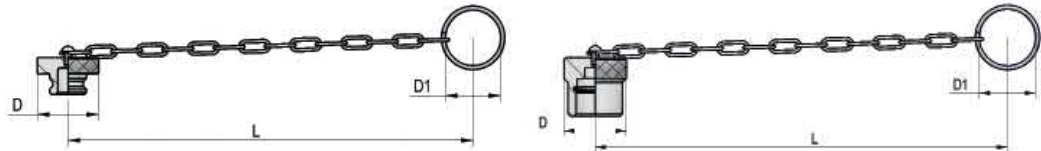
PLASTIC CAPS

NOMINAL SIZE			FEMALE DUST PLUG					MALE DUST CAP					COLOUR	MATERIAL
DNP	BG	ISO	COD. F	Dimensions			Weight	COD. M	Dimensions			Weight		
				D	L	D1	(g)		D	L	D1	(g)		
06	1	6.3	SPAV.06002	10	110	6	7	SPAV.06003	11	110	6	9		PVC
10	2	10	SPAV.10002	28	220	22	14	SPAV.10003	23,5	220	22	16		PVC
10	2	10	SPAV.10022	28	220	22	14	SPAV.10023	23,5	220	22	16		PVC
10	2	10	SPAV.10032	28	220	22	14	SPAV.10033	23,5	220	22	16		PVC
13	3	12.5	SPAV.13002	35	250	26	20	SPAV.13003	29	250	26	21		PVC
13	3	12.5	SPAV.13012	35	250	26	20	SPAV.13013	29	250	26	21		PVC
13	3	12.5	SPAV.13022	35	250	26	20	SPAV.13023	29	250	26	21		PVC
13	3	12.5	SPAV.13032	35	250	26	20	SPAV.13033	29	250	26	21		PVC
13	3	12.5	SPAV.13042	35	250	26	20	SPAV.13043	29	250	26	21		PVC
13	3	12.5	SPAV.13052	35	250	26	20	SPAV.13053	29	250	26	21		PVC
13	3	12.5	SPAV.13062	35	250	26	20	SPAV.13063	29	250	26	21		PVC
20	4	20	SPAV.20002	42	270	36	33	SPAV.20003	36,5	270	36	39		PVC
20	4	20	SPAV.20012	42	270	36	33	SPAV.20013	36,5	270	36	39		PVC
20	4	20	SPAV.20032	42	270	36	33	SPAV.20033	36,5	270	36	39		PVC
20	4	20	SPAV.20052	42	270	36	33	SPAV.20053	36,5	270	36	39		PVC
20	4	20	SPAV.20062	42	270	36	33	SPAV.20063	36,5	270	36	39		PVC
25	5	25	SPAV.25002	41	235	28	46	SPAV.25003	36	235	28	53		PVC

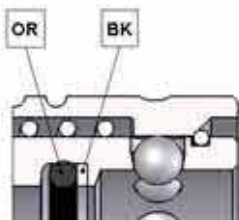


METAL CAPS

NOMINAL SIZE			FEMALE DUST PLUG					MALE DUST CAP					MATERIAL
DNP	BG	ISO	COD. F	Dimensions			Weight	COD. M	Dimensions			Weight	
				D	L	D1	(g)		D	L	D1	(g)	
06	1	6.3	SPAV.06202	19	160	30	11	SPAV.06203	19	180	30	18	Aluminum
10	2	10	SPAV.10202	30	200	33	42	SPAV.10203	30	200	33	50	Aluminum
13	3	12.5	SPAV.13202	38	205	32	51	SPAV.13203	38	205	32	70	Aluminum
20	4	20	SPAV.20202	45	275	47	66	SPAV.20203	45	275	47	107	Aluminum
25	5	25	SPAV.25202	43	240	41	59	SPAV.25203	45	290	41	119	Aluminum
30	6	31.5	SPAV.30202	70	275	47	119	SPAV.30203	70	275	47	280	Aluminum
39	7	40	SPAV.39202	83	275	47	170	SPAV.39203	83	275	47	453	Aluminum
50	8	50	SPAV.50202	99	275	47	297	SPAV.50203	99	275	47	731	Aluminum



SPARE PARTS



NOMINAL SIZE			FEMALE GASKET	
DNP	BG	ISO	OR (NBR*)	BK (PTFE)
06	1	6.3	PAV.006.120	PAV.006.130
10	2	10	PAV.010.120	PAV.010.130
13	3	12.5	PAV.013.120	PAV.013.130
20	4	20	PAV.019.120	PAV.019.130
25	5	25	PAV.025.120	PAV.025.130
30	6	31.5	PAV.030.120	PAV.030.130
39	7	40	PAV.039.120	PAV.039.130
50	8	50	PAV.050.120	PAV.050.130

* AL CODICE DELLA GUARNIZIONE IN NBR AGGIUNGERE 'E' PER EPDM O 'V' PER VITON

TO THE NBR GASKET CODE ADD 'E' FOR EPDM OR 'V' FOR VITON

ZU DER ARTIKELNR. DER NBR DICHTUNG GEBEN SIE 'E' FUER EPDM ODER 'V' FUER VITON AN

AU CODE DU JOINT EN NBR JOINDRE 'E' POUR EPDM OU 'V' POUR VITON