



WATER MAX 130 °C - 400 bar

AISI 304 STAINLESS STEEL



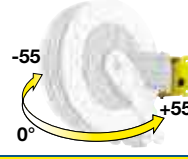
ATEX directive
IIB 2 GD c T4 T135 °C X

FIXED



Article
8332.350

SWIVELLING



Article
-

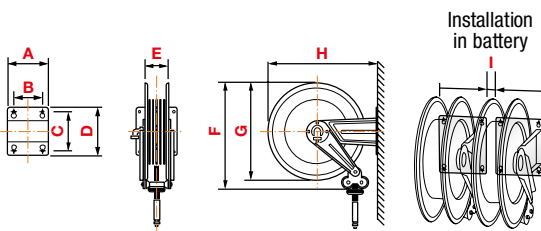
Supplied with:

- hoses in black synthetic rubber
- zinc plated steel couplings
- AISI 304 stainless steel swivel joint
- "Teflon®" seals



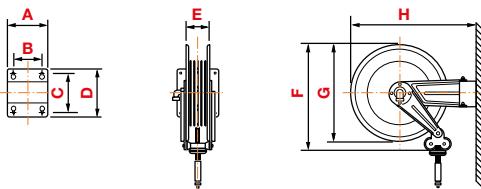
Article	Hose supplied	Connection	
		inlet	outlet
S. 330 8332.350	without hose	F3/8"G	F3/8"G
S. 390 8392.350 8392.352	without hose 17m - 5/16" (994.717)	F3/8"G F3/8"G	F3/8"G F3/8"G
S. 430 8434.350 8432.354 hygienic hose 8433.354	without hose 15m - 3/8" (995.815) 15m - 3/8" (995.915)	F3/8"G F3/8"G F3/8"G	F1/2"G F3/8"G F3/8"G
S. 530 8534.350 8532.352 hygienic hose 8533.352	without hose 25m - 3/8" (995.825) 25m - 3/8" (995.925)	F3/8"G F3/8"G F3/8"G	F1/2"G F3/8"G F3/8"G
S. 540 8544.350	without hose	F3/8"G	F1/2"G
S. 560 8564.350	without hose	F3/8"G	F1/2"G

FIXED OVERALL DIMENSIONS



Art.	A	B	C	D	E	F	G	H	I	1-m ³	kg*
S. 330	186	140	196	226	110	355	350	365	20	0,045	from 8 to 13
S. 390	186	140	196	226	110	400	390	410	20	0,068	from 11 to 18
S. 430	186	140	196	226	115	460	420	460	20	0,098	from 14 to 24
S. 530	203	153	220	258	115	550	510	560	20	0,120	from 19 to 42
S. 540	300	218	228	268	190	550	510	573	0	0,175	from 24 to 40
S. 560	488	399	238	272	368	550	510	578	0	0,310	from 30 to 80

SWIVELLING OVERALL DIMENSIONS



Art.	A	B	C	D	E	F	G	H	1-m ³	kg
S. 380	184	146	106	144	110	400	390	484	0,098	from 12 to 19
S. 420	208	162	118	164	115	460	420	541	0,098	from 15 to 25
S. 520	228	182	154	200	115	560	510	642	0,120	from 20 to 43
S. 550	300	218	226	268	190	560	510	702	0,175	from 25 to 41

* The list shows min and max weight for each series: min weight refers to version without hose, max weight refers to heaviest version which depends on hose length and diameter.



WATER MAX 130 °C - 100-200-400 bar

AISI 304 STAINLESS STEEL

Supplied with:


- AISI 304 stainless steel couplings
- AISI 304 stainless steel swivel joint
- "Viton®" seals (100-200 bar)
- "Teflon®" seals (400 bar)



ATEX directive
IIB 2 GD c T4 T135 °C X



FIXED



SWIVELLING

Connection	
inlet	outlet
F1/2"G	F1/2"G
F3/8"G	F1/2"G
F3/8"G	F1/2"G



S. 430

	Article	Article	Connection	
			inlet	outlet
Water 130 °C 100 bar	8434.200	8424.200	F1/2"G	F1/2"G
Water 130 °C 200 bar	8434.300	8424.300	F3/8"G	F1/2"G
Water 130 °C 400 bar	8434.350	8424.350	F3/8"G	F1/2"G



S. 530

Water 130 °C 100 bar	8534.200	8524.200	F1/2"G	F1/2"G
Water 130 °C 200 bar	8534.300	8524.300	F3/8"G	F1/2"G
Water 130 °C 400 bar	8534.350	8524.350	F3/8"G	F1/2"G



S. 540

Water 130 °C 100 bar	8544.200	8554.200	F1"G	F1"G
	8544.205	8554.205	F1/2"G	F1/2"G
Water 130 °C 200 bar	8544.300	8554.300	F3/8"G	F1/2"G
Water 130 °C 400 bar	8544.350	8554.350	F3/8"G	F1/2"G



S. 560

Water 130 °C 100 bar	8564.200	-	F1"G	F1"G
	8564.206	-	F1/2"G	F1/2"G
Water 130 °C 200 bar	8564.300	-	F3/8"G	F1/2"G
Water 130 °C 400 bar	8564.350	-	F3/8"G	F1/2"G

FIXED HOSE REELS INSTALLATION

The quick coupling support is equipped with 4 slot holes that allow an easy and safe installation of the hose reels. The **template** supplied facilitates drilling of the holes and therefore hose reels fixing.

SWIVELLING HOSE REELS INSTALLATION

The **quick coupling swivelling support** facilitates hose reels installation and enables **55° rotation** to the right or left or locking in **fixed positioned at 0°** by means of clamping with two screws.

