

















**Prese ad Innesto Rapido - Quick Couplings - Schnellverschluss Kupplungen - Coupleurs Automatiques - Enchufes Rápidos - Conexões de Engate Rápido**

<p><b>SERIE UNI ISO 6150 A-6</b></p>  <p><b>Serie 100</b> Pag. 16.7 - 16.10</p>	<p><b>SERIE MIGNON</b></p>  <p><b>Serie 110</b> Pag. 16.11 - 16.16</p>	<p><b>SERIE UNI ISO 6150 B-12</b></p>  <p><b>Serie 120</b> Pag. 16.17 - 16.22</p>	<p><b>ITALIAN PROFILE</b></p>  <p><b>Serie 120</b> Pag. 16.23 - 16.28</p>
<p><b>SERIE UNI ISO 6150 B-15</b></p>  <p><b>Serie 130</b> Pag. 16.29 - 16.33</p>	<p><b>SERIE UNI ISO 6150 C-10</b></p>  <p><b>Serie 140</b> Pag. 16.34 - 16.39</p>	<p><b>EUROPEAN PROFILE</b></p>  <p><b>Serie 160</b> Pag. 16.40 - 16.45</p>	<p><b>SWISS PROFILE</b></p>  <p><b>Serie 170</b> Pag. 16.46 - 16.50</p>
<p><b>MIGNON PROFILE</b></p>  <p><b>Serie 180</b> Pag. 16.51 - 16.54</p>	<p><b>MULTISOCKET</b></p>  <p><b>Serie 190 - 63190</b> Pag. 16.55 - 16.61</p>	<p><b>JAPANESE PROFILE</b></p>  <p><b>Serie 400</b> Pag. 16.62 - 16.64</p>	<p><b>MINI DN 2,7</b></p>  <p><b>Serie 700</b> Pag. 16.65 - 16.67</p>
<p><b>SERIE UNI ISO 6150 B-17</b></p>  <p><b>Serie 710</b> Pag. 16.68 - 16.70</p>	<p><b>B-SOCKET EUROPEAN</b></p>  <p><b>Serie 720</b> Pag. 16.71 - 16.74</p>	<p><b>EUROPEAN PROFILE</b></p>  <p><b>Serie 730</b> Pag. 16.75 - 16.80</p>	<p><b>EUROPEAN PROFILE</b></p>  <p><b>Serie 740</b> Pag. 16.81 - 16.83</p>

**Prese di Sicurezza ad Innesto Rapido - Safety Quick Couplings - Kupplungen Sicherheit - Coupleurs de Sécurité - Enchufes de Seguridad - Conexões de Segurança**

<p><b>SERIE UNI ISO 6150 B-12</b></p>  <p><b>Serie 620</b> Pag. 16.85 - 16.88</p>	<p><b>ITALIAN PROFILE</b></p>  <p><b>Serie 650</b> Pag. 16.89 - 16.90</p>	<p><b>EUROPEAN PROFILE</b></p>  <p><b>Serie 660</b> Pag. 16.91 - 16.92</p>	<p><b>SWISS PROFILE</b></p>  <p><b>Serie 670</b> Pag. 16.93 - 16.94</p>
<p><b>SERIE UNI ISO 6150 B-12</b></p>  <p><b>Serie 0B120</b> Pag. 16.97 - 16.99</p>	<p><b>SERIE UNI ISO 6150 C-10</b></p>  <p><b>Serie 0B140</b> Pag. 16.100 - 16.102</p>		

**Giunti ad Innesto Rapido per Raffreddamento Stampi - Quick Couplings for Molding Cooling - Schnellkupplungen für Spritzgussanwendungen - Coupleurs pour Moules D'injection - Enchufes Rápidos para Refrigeración de Moldes - Conexões de Engate Rápido para Resfriamento de Moldes**

<p><b>FRENCH PROFILE DN 8 - DN 12</b></p>  <p><b>Series 410 - 420 - 510 - 520</b> Pag. 16.104 - 16.110</p>	<p><b>INTERNATIONAL PROFILE DN 6 - DN 9</b></p>  <p><b>Series 430 - 440 - 530 - 540</b> Pag. 16.112 - 16.119</p>	<p><b>EUROPEAN PROFILE DN 6 - DN 9</b></p>  <p><b>Series 460 - 470 - 560 - 570</b> Pag. 16.120 - 16.127</p>	<p><b>6049</b> Pag. 16.128</p> 
---	---	---	--

**Pistole di Soffiaggio - Blow Guns - Blaspistolen - Soufflettes - Pistolas Sopladoras - Pistola de Ar**

<p><b>Series 360</b> Pag. 16.130 - 16.131</p> 	<p><b>Series 300</b> Pag. 16.133 - 16.135</p> 	<p><b>Spare Parts</b> Pag. 16.136</p> 	<p><b>Series 340</b> Pag. 16.137 - 16.138</p> 
---	---	--	---

Aignep si riserva il diritto di variare modelli e ingombri senza preavviso - Aignep reserves the right to vary models and dimensions without notice - Aignep behält sich das Recht vor, Daten ohne Ankündigung zu ändern  
 Aignep se reserva el derecho de modificar modelos y dimensiones sin previo aviso - Aignep reserva-se o direito de alterar os modelos e dimensões sem prévio aviso

**GIUNTI AD INNESTO RAPIDO E PISTOLE AD ARIA**

*AUTOMATIC QUICK COUPLINGS AND BLOW GUNS*

*SCHNELLVERSCHLUSS-KUPPLUNGEN UND BLASPISTOLEN*

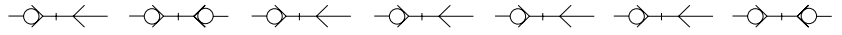
*COUPLEURS AUTOMATIQUES ET SOUFFLETTES*

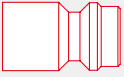
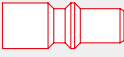
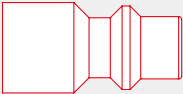
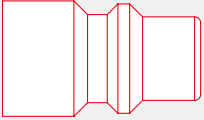
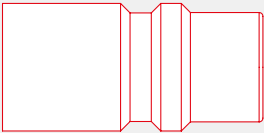
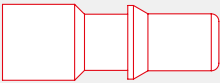
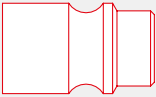
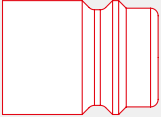
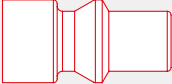
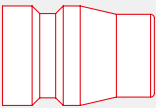
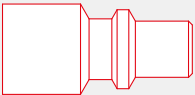

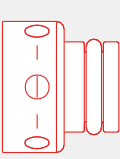
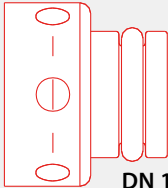

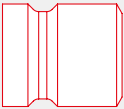
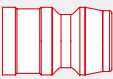
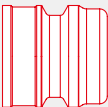
*ENCHUFES RÁPIDOS Y PISTOLAS DE AIRE*

*CONEXÕES DE ENGATE RÁPIDO E PISTOLAS DE AR*



**Serie Quick Couplings**



PLUG PROFILE 1:1	STANDARD	SINGLE SHUT OFF	DOUBLE SHUT OFF	STANDARD	MULTI	SAFETY	INOX	DOUBLE SHUT OFF	
	<b>DN 5</b> MIGNON	<b>210</b> Pag. 15.11	<b>280</b> Pag. 15.51	<b>110</b> Pag. 15.11				<b>180</b> Pag. 15.51	
	<b>DN 2.5</b> UNI-ISO 6150-A6	<b>200</b> Pag. 15.7		<b>100</b> Pag. 15.7					
	<b>DN 5.5</b> UNI-ISO 6150-B12 INDUSTRIAL 1/4	<b>220</b> Pag. 15.17		<b>120</b> Pag. 15.17	<b>190</b> Pag. 15.55	<b>620</b> Pag. 15.87 <b>OB120</b> Pag. 15.97			
	<b>DN 9</b> UNI-ISO 6150-B15 INDUSTRIAL 3/8	<b>230</b> Pag. 15.29		<b>130</b> Pag. 15.29	<b>720</b> Pag. 15.71				
	<b>DN 12</b> UNI-ISO 6150-B17 INDUSTRIAL 1/2	<b>810</b> Pag. 15.68		<b>710</b> Pag. 15.68					
	<b>DN 5.5</b> UNI-ISO 6150-C10	<b>240</b> Pag. 15.34		<b>140</b> Pag. 15.34		<b>OB140</b> Pag. 15.100			
	<b>DN 7.5 - 7.8</b> EUROPEAN	<b>260</b> Pag. 15.40	<b>63260</b> Pag. 15.59	<b>840</b> Pag. 15.81	<b>160</b> Pag. 15.40 <b>730</b> Pag. 15.75	<b>190</b> Pag. 15.55	<b>660</b> Pag. 15.91	<b>63190</b> Pag. 15.59	<b>740</b> Pag. 15.81
	<b>DN 10</b> EUROPEAN DN 10	<b>820</b> Pag. 15.71		<b>720</b> Pag. 15.71					
	<b>DN 5.5</b> SWISS	<b>270</b> Pag. 15.46		<b>170</b> Pag. 15.46	<b>190</b> Pag. 15.55	<b>670</b> Pag. 15.93			
	<b>DN 7.5</b> JAPANESE	<b>500</b> Pag. 15.62		<b>400</b> Pag. 15.62					
	<b>DN 5</b> ITALIAN	<b>250</b> Pag. 15.23		<b>120</b> Pag. 15.23	<b>190</b> Pag. 15.55	<b>650</b> Pag. 15.89			
	<b>DN 2.7</b> MINI	<b>800</b> Pag. 15.65		<b>700</b> Pag. 15.65					
	<b>DN 8</b> FRENCH	<b>510</b> Pag. 15.106		<b>410</b> Pag. 15.106					
	<b>DN 12</b> FRENCH	<b>520</b> Pag. 15.109		<b>420</b> Pag. 15.109					
	<b>DN 6</b> INTERNATIONAL	<b>530</b> Pag. 15.114		<b>430</b> Pag. 15.114					
	<b>DN 9</b> INTERNATIONAL	<b>540</b> Pag. 15.117		<b>440</b> Pag. 15.117					
	<b>DN 6</b> EUROPEAN	<b>560</b> Pag. 15.122		<b>460</b> Pag. 15.122					
	<b>DN 9</b> EUROPEAN	<b>570</b> Pag. 15.125		<b>470</b> Pag. 15.125					

AIR

WATER

OIL

INTERCAMBIABILITÀ - INTERCHANGE - AUSTAUSCHBARKEIT - INTERCHANGEABILITÉ - INTERCAMBIABILIDAD - INTERCAMBIABILIDADE

RECTUS/LEGRIS PARKER 21/90	CAMOZZI 5050 - 5150	CEJN 220		FESTO KD - KS 3		
RECTUS/PARKER 21/90	CAMOZZI 5050 - 5150	CEJN 200				
				FESTO KD - KS 2		
RECTUS/LEGRIS 23/24 PARKER 20/30 - 1/4 TEMA 1400	HANSEN 3000	CEJN 310	INDUSTRIAL 1/4	GROMELLE 600	US - MIL SPEC C-4109	
RECTUS/LEGRIS 30 PARKER 30 - 3/8	HANSEN 4000	CEJN 430	INDUSTRIAL 3/8	GROMELLE 900	US - MIL SPEC C-4109	
RECTUS 37	HANSEN 5000	CEJN 550		GROMELLE 1300	US - MIL SPEC C-4109	
RECTUS/LEGRIS 18			AIR			
RECTUS/LEGRIS 25/26/1600/1625 TEMA 1600	CAMOZZI 5080 - 5180	CEJN 320			FESTO KD - KS 6 KD - KS 4	
RECTUS/LEGRIS 27		CEJN 410				
RECTUS/LEGRIS 14/22 PARKER 50	HANSEN 210	CEJN 300		ARO 210		
RECTUS/LEGRIS 13	SMC KK130	CEJN 315	NITTO KOHKI 200			
RECTUS/LEGRIS PARKER 20/91				FESTO KD - KS 2		
RECTUS 608			WATER / OIL			
RECTUS 612						
RECTUS 86	DME 1/4					
RECTUS 87	DME 3/8					
RECTUS 10	HASCO Z80/811HT/9 [Øe 9]	CEJN 220 - 221 - 225				
RECTUS 11	HASCO Z80/811HT/13 [Øe 13.5]					

La gamma dei giunti ad innesto rapidi Aignep permette una risposta adeguata ai molteplici bisogni dei nostri clienti. Le differenti applicazioni, le prestazioni e l'affidabilità, sono i vantaggi dati dall'insieme di questa importantissima gamma.

A semplice o doppia intercettazione in ottone nichelato, in acciaio inox, conformi alle principali norme di riferimento possono essere utilizzati per veicolare molteplici fluidi.

A completamento pistole di soffiaggio.

#### Principali vantaggi

- Passaggi da DN 2,5 a 12 mm
- Profili normalizzati
- Gamme Multipresa
- Montaggio con una sola mano
- Leggerezza ed ingombro ridotto
- Versioni di sicurezza
- Raffreddamento stampi normalizzati
- Silicon Free

#### Applicazioni

- Impianti Aria Compressa e Strumenti
- Automazione Pneumatica e Fluidica
- Food & Beverage
- Life & Sciences
- Raffreddamento stampi
- Gas inerti, versioni per vuoto

*Aignep range of quick couplings is able to satisfy multiple needs of our customers.*

*Wide variety of models: single & double shut-off, multisocket, safety.*

*The most popular profiles and nominal diameters available in nickel-plated brass and stainless steel.*

*For compressed air and for moulding injection cooling system.*

*To complete the line a wide range of air blow guns.*

#### Main advantages

- DN 2,5 - 12 mm
- Standard profiles
- Multisocket
- Single handed operation
- Light and compact
- Safety version
- Moulding couplers
- Silicon Free

#### Applications

- Compressed Air & Tools
- Pneumatic & Fluidtechnology
- Food & Beverage
- Life & Sciences
- Cooling System
- Inert Gases, Vacuum

*Die Schnellverschlusskupplungs-Serie von Aignep antwortet auf die vielfältigen Bedürfnisse unserer Kunden. Zahlreiche verschiedene Modelle: Einzel- und Doppelabspernung, Mehrfachstecker, Sicherheitskupplungen.*

*Die beliebtesten Profile und Nennweiten sind aus vernickeltem Messing und Edelstahl verfügbar.*

*Für Druckluft und für Spritzguss-Kühlsysteme. zu formen. Zur Vervollständigung der Serie eine große Auswahl an Blaspistolen.*

#### Hauptvorteile

- DN 2,5 - 12 mm
- Standard Profile
- Mehrfachstecker
- Einhändige Bedienung
- Leicht und kompakt
- Sicherheits Versionen
- Spritzwerkzeug-Kühlung
- Silikonfrei

#### Anwendungen

- Druckluft & Werkzeuge
- Pneumatik und Fluidtechnik
- Lebensmittel & Getränke
- Life Science
- Kühlsysteme
- Inertgase, Vakuum



FR

Les coupleurs rapides Aignep répondent à de nombreuses utilisations. Grande variété de modèles en version simple et double obturation, multiprise, de sécurité. Les profils et les diamètres nominaux les plus courants sont disponibles en laiton nickelé et acier inoxydable 316L.

Pour air comprimé et tous fluides industriels ainsi qu'une gamme dédiée pour le refroidissement des moules dans l'injection plastique. Une large gamme de soufflettes vient compléter notre offre.

### Principaux avantages

- DN 2,5 - 12 mm
- Profils standards
- Multisocket
- Opération d'une seule main
- Léger et compact
- Version de sécurité
- Coupleurs pour moule
- Sans silicone

### Applications

- Air comprimé
- Outillage pneumatique
- Agro alimentaire
- Sciences de la vie
- Système de refroidissement
- Gaz neutres, vide

ES

La gama de enchufes rápidos Aignep permite una respuesta adecuada a las múltiples necesidades de nuestros clientes. Las diferentes aplicaciones, las prestaciones y la fiabilidad, son las ventajas que ofrece esta importantísima gama.

A simple y doble obturación en latón níquelado, acero inox, conforme a las principales normas de referencia pueden ser utilizados para vehicular múltiples fluidos. Completan esta gama las pistolas de soplado.

### Principales ventajas

- Pasos de DN 2,5 a 12 mm
- Perfiles normalizados
- Gama Multipresa
- Montaje con una sola mano
- Ligereza y reducidas dimensiones
- Versión de seguridad
- Refrigeración de moldes normalizados
- Libres de sílicona

### Aplicaciones

- Instalaciones de aire comprimido y herramientas
- Automatización neumática y fluidica
- Alimentos y bebidas
- Life & Science
- Refrigeración de moldes
- Gases inertes, versiones para vacío

PT

A linha de engates rápidos Aignep pode satisfazer as diferentes necessidades dos consumidores. Ampla gama: fechamento simples ou duplo, multisocket, segurança.

Os itens mais populares e diâmetros nominais estão disponíveis em latão níquelado ou aço inox.

A linha é adequada para ar comprimido e resfriamento de moldagem.

Completam a linha as pistolas de ar.

### Pricipais Vantagens

- DN 2,5 - 12 mm
- Perfil-padrão
- Multisocket
- Instalação fácil - com uma só mão
- Leve e compacta
- Engate de Segurança
- Engates Resfriamento
- Livre de sílicone

### Aplicação

- Ar Comprimido & Ferramentas
- Pneumática & Tecnologia de Fluidos
- Alimentos e bebidas
- Life & Sciences
- Sistemas de Resfriamento
- Gases Inertes, Vácuo



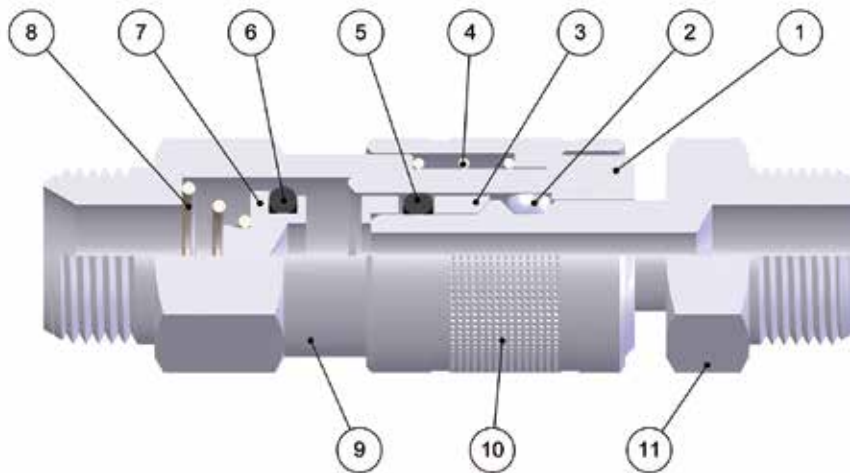
**CARATTERISTICHE TECNICHE**  
 TECHNICAL CHARACTERISTICS  
 TECHNISCHE ANGABEN  
 CARACTÉRISTIQUES TECHNIQUES  
 CARACTERÍSTICAS TÉCNICAS  
 CARACTERÍSTICAS TÉCNICAS



**Norma di Riferimento**

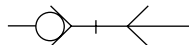
Reference standard  
 Entspricht der Norm  
 Norme de référence  
 Normativa de referencia  
 Norma de referència

1907/2006 <b>REACH</b> ✓	2011/65/CE <b>RoHS</b> ✓
PED 2014/68/UE	SILICON FREE

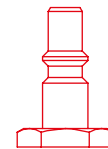


**FKM A RICHIESTA**  
 IF REQUESTED FKM  
 FKM AUF ANFRAGE  
 FKM SUR DEMANDE  
 FKM BAJO DEMANDA  
 FKM SOB ENCOMENDA

**DN**  
**2,5 mm**



**UNI ISO 6150 A-6**



**1:1**

Materiali e Componenti	IT	Component Parts and Materials	GB	Komponenten und Materialien	DE
1 Corpo in Ottone Nichelato		1 Nickel-Plated Brass Body		1 Körper Messing Vernickelt	
2 Sfera in Acciaio AISI 420		2 Stainless Steel AISI 420 Balls		2 Kugel Edelstahl AISI 420	
3 Anello Guida Innesto in Ottone Nichelato		3 Nickel-Plated Brass Guide Ring Coupling		3 Stecker Führungsring Messing Vernickelt	
4 Molla Ghiera in Acciaio AISI 302		4 Stainless Steel AISI 302 Ring Nut Spring		4 Entriegelungsfeder Edelstahl AISI 302	
5 Guarnizione O-Ring in NBR		5 NBR O-Ring Seals		5 O-Ring NBR	
6 Guarnizione O-Ring in NBR		6 NBR O-Ring Seals		6 O-Ring NBR	
7 Otturatore in Ottone Nichelato		7 Nickel-Plated Brass Shutter		7 Verschluss Messing	
8 Molla Otturatore in Acciaio AISI 302		8 Stainless Steel AISI 302 Shutter Spring		8 Verschlussfeder Edelstahl AISI 302	
9 Attacco Terminale in Ottone Nichelato		9 Nickel-Plated Brass Coupling Back Part		9 Einschraubkörper Messing Vernickelt	
10 Ghiera in Ottone Nichelato		10 Nickel-Plated Brass Sleeve		10 Entriegelungshülse Messing Vernickelt	
11 Innesto in Ottone Nichelato		11 Nickel-Plated Brass Plug Outline		11 Stecker Messing Vernickelt	

Matériaux et Composants	FR	Materiales y Componentes	ES	Materialis e Componentes	PT
1 Corps: Laiton Nickelé		1 Cuerpo en latón niquelado		1 Corpo em Latão Niquelado	
2 Bille: Acier Inoxydable AISI 420		2 Esfera en acero AISI 420		2 Esfera em aço AISI 420	
3 Bague de Guidage: Laiton Nickelé		3 Anillo guía enchufe en latón niquelado		3 Anel guia do plug em latão niquelado	
4 Ressort de Bague: Acier Inoxydable AISI 302		4 Muelle tuerca en acero AISI 302		4 Mola da porca em aço AISI 302	
5 Joint Torique en NBR		5 Junta tórica en NBR		5 Vedação O-Ring em NBR	
6 Joint Torique en NBR		6 Junta tórica en NBR		6 Vedação O-Ring em NBR	
7 Clapet: Laiton		7 Obturador en latón niquelado		7 Obturador em latão niquelado	
8 Ressort de Clapet: Acier Inoxydable AISI 302		8 Muelle obturador en acero AISI 302		8 Mola do obturador em aço AISI 302	
9 Corps: Laiton Nickelé		9 Terminal de conexión en latón niquelado		9 Conexão terminal em latão niquelado	
10 Bague: Laiton Nickelé		10 Tuerca en latón niquelado		10 Porca em latão niquelado	
11 Embout: Laiton Nickelé		11 Enchufe en latón niquelado		11 Plug em latão niquelado	



### Pressione d'esercizio

Working Pressures

Betriebsdruck

Pression de service

Presión de Ejercicio

Pressão de Trabalho

**0 bar**

**10 bar**



### Max pressione statica (no pulsazioni)

Maximum static pressure (no pulsations)

Maximaler statischer Betriebsdruck (ohne pulsations)

Pression statique maximale (sans pulsation)

Presión estática máxima (sin pulsaciones)

Pressão estática máxima (sem pulsações)

**35 bar**



### Temperature

Temperatures

Temperatur

Températures

Temperaturas

Temperaturas

**- 20 °C**

**+ 80 °C**

Con O-ring in FKM

With FKM O-ring

Mit O-ring in FKM

Avec joints en FKM

Con junta tórica en FKM

Com O-ring em FKM

**- 10 °C**

**+ 200 °C**



### Fluidi compatibili

Aria compressa

Fluids

Compressed air

Geeignete Medien

Druckluft

Fluides compatibles

Air comprimé

Fluidos compatibles

Aire comprimido

Fluidos compatíveis

Ar comprimido

Per altri fluidi, consultare l'ufficio tecnico Aignep.

For other fluids, consult the technical department Aignep.

Für andere Flüssigkeiten, kontaktieren Sie uns.

Pour d'autres fluides, veuillez nous consulter.

Para otros fluidos póngase en contacto con el departamento técnico Aignep.

Para outros fluidos consulte o departamento técnico da Aignep.



### Portata

NI/min

Flow Rate

Durchflusswerte

Débit

Caudal de Flujo

Vazão

6 bar Δ 1	6 bar Δ 0.5	6 bar *
240	190	320

\* Scarico libero - Exhaust Free - Kostenlose Auspuff - Échappement libre - Escape Libre - Descarga livre.



### Filettatura

IT

Gas cilindrica conforme ISO 228 Classe A.

### Threads

GB

Parallel gas in conformity with ISO 228 Class A.

### Gewindearten

DE

Zylindrisches Gewinde nach Norm ISO 228 Classe A.

### Filetages

FR

Filetage cylindrique conforme: ISO 228 Classe A.

### Roscas

ES

Gas cilíndrica conforme ISO 228 Clase A.

### Roscas

PT

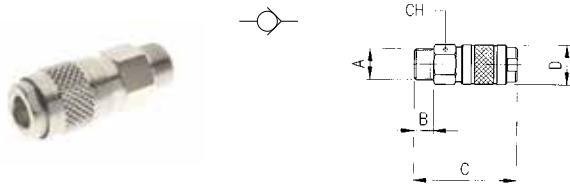
Gas paralela conforme ISO 228 Classe A.



**101**

**PRESA MASCHIO**

MALE SOCKET  
 VERSCHLUSS-KUPPLUNG MIT AUSSENGEWINDE  
 COUPLEUR MÂLE  
 ENCHUFE MACHO  
 SOQUETE COM ROSCA MACHO

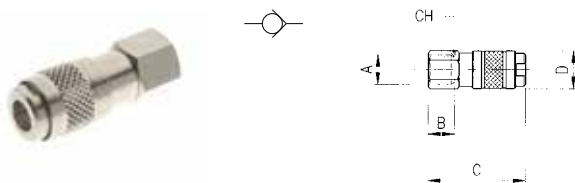


Code	A	B	C	D	CH	Pack.
<b>00101 00 001</b>	<b>1/8</b>	6	32	13	11	10

**102**

**PRESA FEMMINA**

FEMALE SOCKET  
 VERSCHLUSS-KUPPLUNG MIT INNENGEWINDE  
 COUPLEUR FEMELLE  
 ENCHUFE HEMBRA  
 SOQUETE COM ROSCA FÊMEA

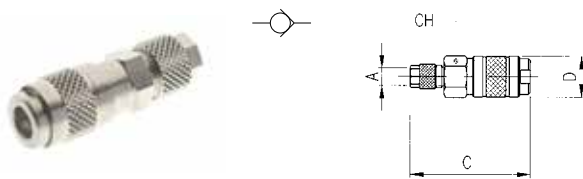


Code	A	B	C	D	CH	Pack.
<b>00102 00 001</b>	<b>1/8</b>	7.5	34	13	12	10

**104**

**PRESA A CALZAMENTO**

COMPRESSION SOCKET  
 VERSCHLUSS-KUPPLUNG MIT ÜBERWURFVERSCHRAUBUNG  
 COUPLEUR RACCORD À COIFFE  
 ENCHUFE TUBO  
 SOQUETE COM CONEXÃO PUSH-ON

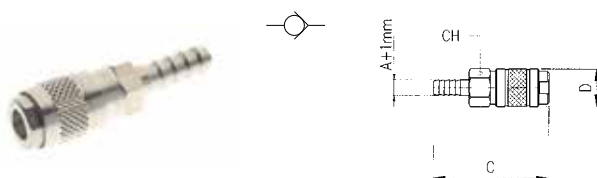


Code	A	C	D	CH	Pack.
<b>00104 00 001</b>	<b>4/2.7</b>	39	13	11	10
<b>00104 00 002</b>	<b>6/4</b>	40.5	13	11	10

**105**

**PRESA CON PORTAGOMMA A RESCA**

SOCKET WITH REST FOR RUBBER HOSE  
 VERSCHLUSS-KUPPLUNG MIT SCHLAUCHTÜLLE  
 COUPLEUR À DOUILLE ANNELÉE POUR TUBE  
 ENCHUFE ESPIGA  
 SOQUETE COM ESPIGÃO PARA MANGUEIRA DE BORRACHA



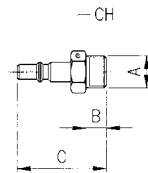
Code	A	C	D	CH	Pack.
<b>00105 00 001</b>	<b>4</b>	46.5	13	11	10
<b>00105 00 002</b>	<b>6</b>	46.5	13	11	10

## 201

### INNESTO MASCHIO

MALE PLUG  
 STECKER MIT AUSSENGEWINDE  
 EMBOUT MÂLE  
 ADAPTADOR MACHO  
 PLUG COM ROSCA MACHO

Code	A	B	C	CH	Pack.
00201 00 01 02 NB	1/8	6	26.5	11	10

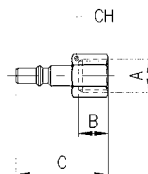


## 202

### INNESTO FEMMINA

FEMALE PLUG  
 STECKER MIT INNENGEWINDE  
 EMBOUT FEMELLE  
 ADAPTADOR HEMBRA  
 PLUG COM ROSCA FÊMEA

Code	A	B	C	CH	Pack.
00202 00 01 02 NB	1/8	7.5	25	12	10

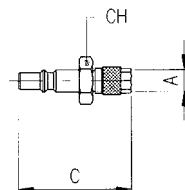


## 204

### INNESTO A CALZAMENTO

COMPRESSION PLUG  
 STECKER MIT ÜBERWURFVERSCHRAUBUNG  
 EMBOUT À RACCORD À COIFFE  
 ADAPTADOR TUBO  
 PLUG COM CONEXÃO PUSH-ON

Code	A	C	CH	Pack.
00204 00 001	4/2.7	32.5	11	10
00204 00 002	6/4	34	11	10



## 205

### INNESTO CON PORTAGOMMA A RESCA

PLUG WITH REST FOR RUBBER HOSE  
 STECKER MIT SCHLAUCHTÜLLE  
 EMBOUT À DOUILLE ANNELÉE POUR TUBE  
 ADAPTADOR ESPIGA  
 PLUG COM ESPIGÃO PARA TUBO DE BORRACHA

Code	A	C	D	Pack.
00205 00 01 X1 NB	4	38.5	11	10
00205 00 01 X4 NB	6	38.5	11	10

