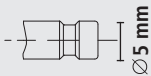


Micro Quick Connect Couplings

Series ESMCE single shut-off

DN 2.7

Plug Profile (original size)



- One-hand quick connect couplings with smallest dimensions made of stainless steel 1.4305 (on request in stainless steel 1.4404)
- Suitable for low vacuum at low couple force compared to all other compatible products
- Can be used in various applications, especially for liquid media in pharmacy, medical technology, chemical industry, food industry, clean-room applications, for sophisticated measure, control and regulation technology or increased hygiene requirements

Materials

- Body, sleeve, valve body, valve, plug: Stainless Steel 1.4305
- Springs, retaining ring: Stainless Steel 1.4310
- Balls: Stainless Steel 1.3541
- Seals: FKM (EPDM or FFKM on request)

Max. Working Pressure	Temperature	DN	Thread	Flow Rate	Operation	Type of valve	Media	Area	
PN 35 bar	-15°C – +200°C*	2,7	ISO 228 / DIN 13	165 l/min	One-hand	Single shut-off	Different	Europe	Coupl. 1/ Plug 5

Couplings with male thread

Thread connection	L	SW	D	L1	Weight	Type No.
M 5 m	26	9	10.5	5	9	ESMCE 5 A
G 1/8 m	28	11	10.5	7	12	ESMCE 18 A

Couplings with female thread

Thread connection	L	SW	D	L1	Weight	Type No.
M 5 f	25	9	10.5	5	10	ESMCE 5 I
G 1/8 f	28	12	10.5	7	14	ESMCE 18 I

Couplings with hose stem

Hose connection	L	D	L1	Weight	Type No.
Hose i.D. 3	34.5	10.5	13	9	ESMCE 3 T
Hose i.D. 4	34.5	10.5	13	10	ESMCE 4 T
Hose i.D. 5	34.5	10.5	13	10	ESMCE 5 T

For hose clips type HSE (© page 357)

Couplings with hose squeeze nut

Hose connection	L	SW	D	Weight	Type No.
Hose 3x4	34	9	10.5	15	ESMCE 34 TQ
Hose 3x5	34	9	10.5	15	ESMCE 3 TQ
Hose 4x6	34	9	10.5	15	ESMCE 4 TQ

Couplings with hose squeeze nut and bulkhead screwing

Hose connection	L	SW	D	L1	SW1	G	Weight	Type No.
Hose 3x4	45	12	10.5	17	11	M 7x0.5 m	26	ESMCE 34 TQSV
Hose 3x5	45	12	10.5	17	11	M 7x0.5 m	26	ESMCE 35 TQSV
Hose 4x6	45	12	10.5	17	12	M 8x0.5 m	26	ESMCE 4 TQSV

Couplings with hose stem and bulkhead screwing

Hose connection	L	SW	D	L1	L2	SW1	G	Weight	Type No.
Hose i.D. 3	51	12	10.5	13	17	11	M 7x0.5 m	24	ESMCE 3 TSV
Hose i.D. 4	51	12	10.5	13	17	11	M 7x0.5 m	24	ESMCE 4 TSV
Hose i.D. 5	51	12	10.5	13	17	12	M 8x0.5 m	24	ESMCE 5 TSV

For hose clips type HSE (© page 357)

*subject to media and sealing material

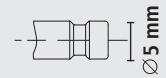


Micro Quick Connect Couplings

single shut-off **Series ESMCE**

DN 2.7

Plug Profile (original size)




Plugs with male thread

Thread connection	L	SW	L1	L2	Weight	Type No.
M 5 m	18	7	5	10	3	ESMCE 5 NA
G 1/8 m	20	11	7	10	6	ESMCE 18 NA



Plugs with female thread


Thread connection	L	SW	L1	L2	Weight	Type No.
M 5 f	17	7	5	10	3	ESMCE 5 NI
G 1/8 f	19	12	7	10	6	ESMCE 18 NI



Plugs with hose stem

Hose connection	L	D	L1	L2	Weight	Type No.
Hose i.D. 3	24	7	13	10	2	ESMCE 3 S
Hose i.D. 4	24	7	13	10	3	ESMCE 4 S
Hose i.D. 5	24	9	13	10	3	ESMCE 5 S

For hose clips type HSE (© page 357)




Plugs with hose squeeze nut

Hose connection	L	SW	L1	Weight	Type No.
Hose 3x4	25	8	10	12	ESMCE 34 SQ
Hose 3x5	25	8	10	12	ESMCE 3 SQ
Hose 4x6	25	8	10	12	ESMCE 4 SQ



Plugs with hose squeeze nut and bulkhead screwing

Hose connection	L	SW	L1	L2	SW1	G	Weight	Type No.
Hose 3x4	38	12	17	10	11	M 7x0.5 m	23	ESMCE 34 SQSV
Hose 3x5	38	12	17	10	11	M 7x0.5 m	23	ESMCE 35 SQSV
Hose 4x6	38	12	17	10	12	M 8x0.5 m	23	ESMCE 4 SQSV



Plugs with hose stem and bulkhead screwing

Hose connection	L	SW	L1	L2	L3	SW1	G	Weight	Type No.
Hose i.D. 3	45	12	13	17	10	11	M 7x0.5 m	21	ESMCE 3 SSV
Hose i.D. 4	45	12	13	17	10	11	M 7x0.5 m	21	ESMCE 4 SSV
Hose i.D. 5	45	12	13	17	10	12	M 8x0.5 m	21	ESMCE 5 SSV

For hose clips type HSE (© page 357)

