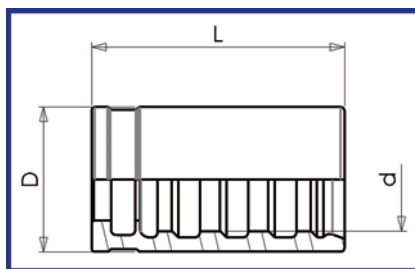


**BOCCOLE E RACCORDI  
A PRESSARE MULTISPIRAL** *MULTISPIRAL  
HOSE CONNECTORS*

**BOCCOLE E RACCORDI  
A PRESSARE MULTISPIRAL** *MULTISPIRAL  
HOSE CONNECTORS*



## BOCCOLE A PRESSARE PER TUBI SERIE MTK – MTKH SWAGED FERRULE FOR HOSES MTK – MTKH SERIES

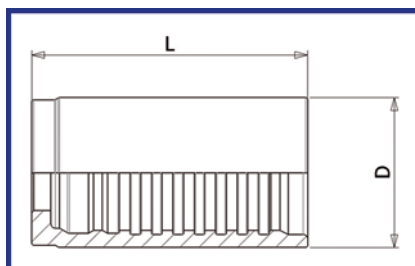


í Ě FJ

Codice Boccola Ferrule Code	Tubo Hose	Dimensioni Boccola / Ferrule Dimensions		
		d	D	L
BP316MTK	3/16"	13,0	18,0	30.0
BP14R9R *	1/4"	15,3	21,0	40.0
BP516MTK *	5/16"	17.5	24.0	30.0
BP38R9R *	3/8"	18,7	26,0	43.0
BP12R9R *	1/2"	23,0	30,0	45.0
BP58R9R *	5/8"	25,5	33,4	50.0
BP34R9R *	3/4"	29,4	38,0	55.0
BP1R9R *	1"	36,4	46,0	75.0

**\* Si raccomanda l'utilizzo di RACCORDI ZEC tipo MULTISPIRAL - We recommend the use of FITTINGS ZEC type MULTISPIRAL**

## BOCCOLE A PRESSARE PER TUBI SERIE MTKM - MTKHM SWAGED FERRULE FOR HOSES MTKM - MTKHM SERIES



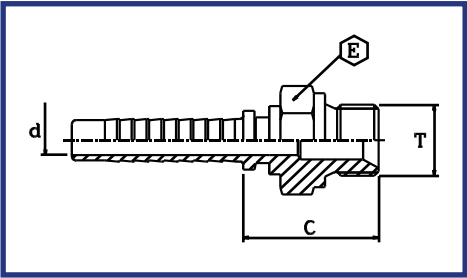
í Ě HE

Codice Boccola Ferrule Code	Tubo Hose	Dimensioni Boccola / Ferrule Dimensions		
		d	D	L
BP14R9R *	1/4" M	15,3	21,0	40.0
BP38MTKM *	3/8" M	21,0	28,0	46.0
BP12MTKM *	1/2" M	27.0	35.0	64.5
BP58MTKM *	5/8" M	28.5	36.0	50.0
BP34MTKM *	3/4" M	32.5	42.0	55.0
BP1MTKM *	1" M	40.5	50.0	75.0
BP114MTKHM	1" 1/4 M	46.4	56.0	66.0

**\* Si raccomanda l'utilizzo di RACCORDI ZEC tipo MULTISPIRAL - We recommend the use of FITTINGS ZEC type MULTISPIRAL**



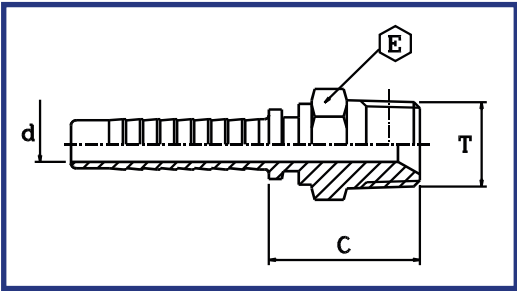
**MASCHIO R9 BSP PARALLELO SV.60°**  
**R9 BSP MALE PARALLEL 60° CONE**



íïí€

Codice / Part nr	hose ID			thread		hex	cut-off
	in	mm	size	T	d	E	C
RPMD1414R9	1/4	6,4	04	1/4-19	4	19	28
RPMD3838R9	3/8	9,5	06	3/8-19	7	22	30
RPMD1212R9	1/2	12,7	08	1/2-14	9,5	27	33
RPMD5858R9	5/8	16,0	10	5/8-14	12	30	35
RPMD3434R9	3/4	19,0	12	3/4-14	15	32	37
RPMD11R9	1	25,4	16	1-11	20	38	42

**MASCHIO R9 BSP CONICO SV.60°**  
**R9 BSP TAPER MALE 60° CONE**

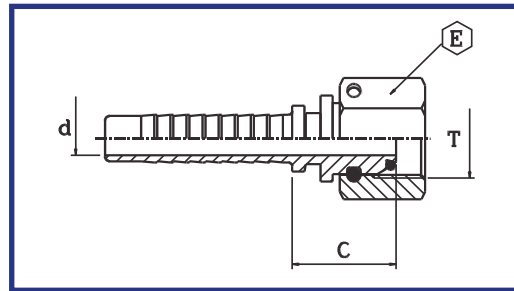


íïíƒ

Codice / Part nr	hose ID			thread		hex	cut-off
	in	mm	size	T	d	E	C
RPMDC1414R9	1/4	6,4	04	1/4-19	4	17	28,8
RPMDC3838R9	3/8	9,5	06	3/8-19	7	19	29,3
RPMDC1212R9	1/2	12,7	08	1/2-14	9,5	22	34,3
RPMDC3434R9	3/4	19,0	12	3/4-14	15	30	38,7
RPMDC11R9	1	25,4	16	1-11	20	36	45,5



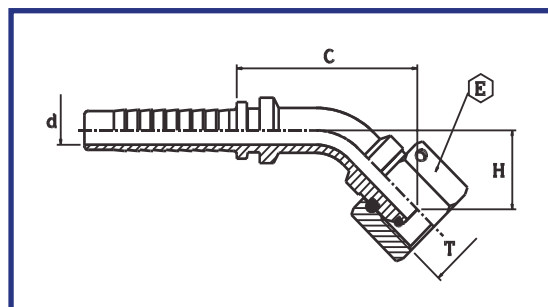
**FEMMINA R9 BSP SV.60° DADO SPINATO**  
**R9 BSP FEMALE 60° CONE THRUST WIRE NUT**



Í Ì H G

Codice / Part nr	hose ID			thread		hex	cut-off
	in	mm	size	T	d	E	C
RPFD14532R9	5/32	4,0	02	1/4-19	2,4	19	18
RPFD1414R9	1/4	6,4	04	1/4-19	4	19	20
RPFD3838R9	3/8	9,5	06	3/8-19	7	22	21
RPFD1212R9	1/2	12,7	08	1/2-14	9,5	27	23
RPFD5858R9	5/8	16,0	10	5/8-14	12	30	23
RPFD3434R9	3/4	19,0	12	3/4-14	15	32	27
RPFD11R9	1	25,4	16	1-11	20	38	30

**CURVA R9 BSP 45° CONO 60° DADO SPINATO**  
**R9 BSP 45° SWEPT ELBOW 60° CONE THRUST WIRE NUT**

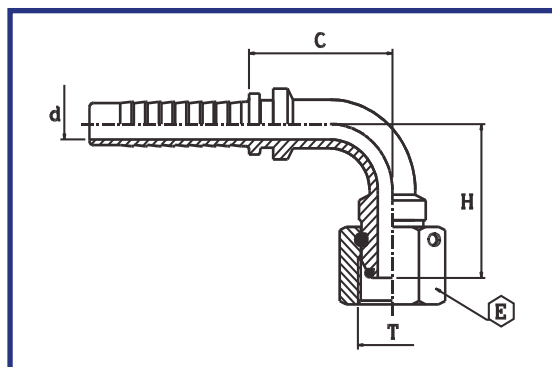


Í Ì H H

Codice / Part nr	hose ID			thread		hex	drop	cut-off
	in	mm	size	T	d	E	H	C
RPF451414R9	1/4	6,4	04	1/4-19	4	19	16	38
RPF453838R9	3/8	9,5	06	3/8-19	7	22	19	45
RPF451212R9	1/2	12,7	08	1/2-14	9,5	27	23	53
RPF455858R9	5/8	15,9	10	5/8-14	12	30	24	60
RPF453434R9	3/4	16,0	12	3/4-14	15	32	29	73
RPF4511R9	1	25,4	16	1-11	20	38	35	86



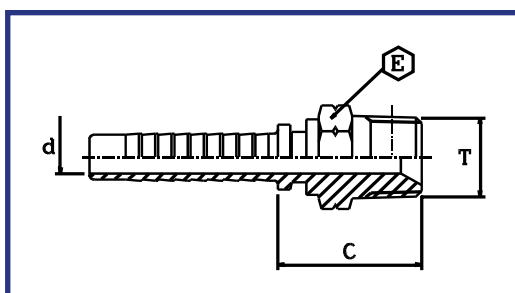
## CURVA R9 BSP 90° CONO 60° DADO SPINATO R9 BSP 90° SWEPT ELBOW 60° CONE THRUST WIRE NUT



ííHí

Codice / Part nr	hose ID			thread		hex	drop	cut-off
	in	mm	size	T	d	E	H	C
RPF901414R9	1/4	6,4	04	1/4-19	4	19	28	26
RPF903838R9	3/8	9,5	06	3/8-19	7	22	34	35
RPF901212R9	1/2	12,7	08	1/2-14	9,5	27	40	40
RPF905858R9	5/8	16,0	10	5/8-14	12	30	46	46
RPF903434R9	3/4	19,0	12	3/4-14	15	32	56	58
RPF9011R9	1	25,4	16	1-11	20	38	67	72

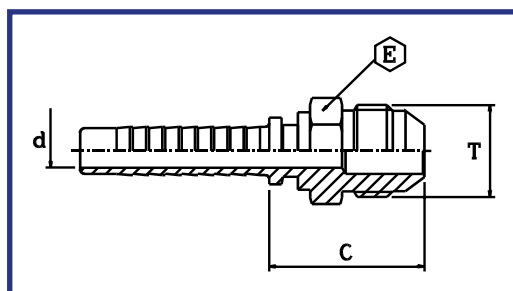
## MASCHIO R9 NPT SV.60° R9 NPT MALE 60° CONE



ííHí

Codice / Part nr	hose ID			thread		hex	cut-off
	in	mm	size	T	d	E	C
RPMD14NPT14R9	1/4	6,4	04	1/4-18	4	15	29
RPMD38NPT14R9	1/4	6,4	04	3/8-18	4	19	29
RPMD38NPT38R9	3/8	9,5	06	3/8-18	7	19	29
RPMD12NPT12R9	1/2	12,7	08	1/2-14	9,5	22	35
RPMD34NPT34R9	3/4	19,0	12	3/4-14	15	30	39
RPMD1NPT1R9	1	25,4	16	1-11.1/2	20	36	46

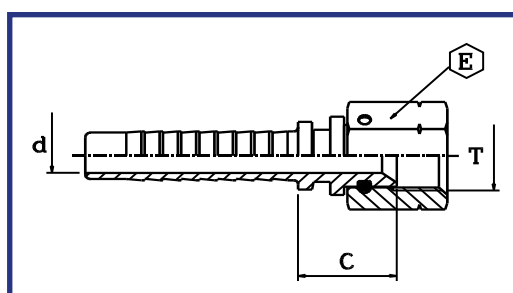
## MASCHIO R9 JIC SV. 74° R9 JIC MALE 74° CONE



íîĤî

Codice / Part nr	hose ID			thread	d	hex	cut-off
	in	mm	size	T		E	C
RPMD916J14R9	1/4	6,4	04	9/16-18	4	12	28,4
RPMD716J14R9	1/4	6,4	04	7/16-20	4	12	27,8
RPMD916J38R9	3/8	9,5	06	9/16-18	7	15	28,4
RPMD34J12R9	1/2	12,7	08	3/4-16	9,5	19	31,5
RPMD78J12R9	1/2	12,7	08	7/8-14	9,5	24	35,6
RPMD78J58R9	5/8	16,0	10	7/8-14	12	24	35,6
RPMD1116J34R9	3/4	19,0	12	1.1/16-12	15	27	39,9
RPMD1516J34R9	3/4	25,4	16	1.5/16-12	15	34	43,1
RPMD1516J1R9	1	25,4	16	1.5/16-12	20	34	44,6

## FEMMINA R9 JIC SV. 74° DADO SPINATO R9 JIC FEMALE 74° CONE THRUST NUT



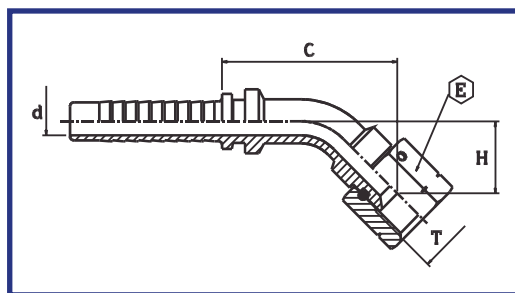
íîĤî

Codice / Part nr	hose ID			thread	d	hex	cut-off
	in	mm	size	T		E	C
RPFD916J14R9	1/4	6.4	04	9/16-18	4	19	18
RPFD716J14R9	1/4	6,4	04	7/16-20	4	14	16
RPFD916J38R9	3/8	9,5	06	9/16-18	7	19	18
RPFD34J12R9	1/2	12,7	08	3/4-16	9,5	24	20
RPFD78J12R9	1/2	12,7	08	7/8-14	9,5	27	21
RPFD78J58R9	5/8	16,0	10	7/8-14	12	27	21
RPFD1116J34R9	3/4	19,0	12	1.1/16-12	15	32	23
RPFD1516J1R9	1	25,4	16	1.5/16-12	20	41	27



## CURVA R9 JIC 45° SV. 74° DADO SPINATO

### R9 JIC 45° SWEPT ELBOW 74° CONE THRUST WIRE NUT

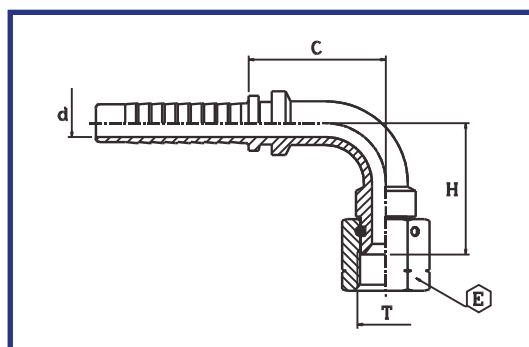


íîĤì

Codice / Part nr	hose ID			thread		hex	drop	cut-off
	in	mm	size	T	d	E	H	C
RPF45716J14R9	1/4	6,4	04	7/16-20	4	14	14	37
RPF45916J38R9	3/8	9,5	06	9/16-18	7	19	18	45
RPF4534J12R9	1/2	12,7	08	3/4-16	9,5	24	22	53
RPF4578J12R9	1/2	12,7	08	7/8-14	9,5	27	23	54
RPF4578J58R9	5/8	16,0	10	7/8-14	12	27	23	60
RPF451116J34R9	3/4	19,0	12	1.1/16-12	15	32	28	71
RPF451516J1R9	1	25,4	16	1.5/16-12	20	41	36	86

## CURVA R9 JIC 90° SV. 74° DADO SPINATO

### R9 JIC 90° SWEPT ELBOW 74° CONE THRUST WIRE NUT



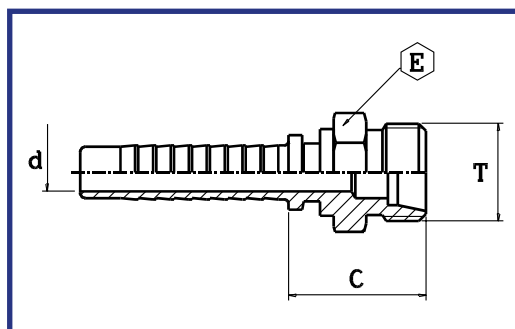
íîĤĴ

Codice / Part nr	hose ID			thread		hex	drop	cut-off
	in	mm	size	T	d	E	H	C
RPF90716J14R9	1/4	6,4	04	7/16-20	4	14	26	26
RPF90916J38R9	3/8	9,5	06	9/16-18	7	19	33	35
RPF9034J12R9	1/2	12,7	08	3/4-16	9,5	24	39	40
RPF9078J12R9	1/2	12,7	08	7/8-14	9,5	27	41	40
RPF9078J58R9	5/8	16,0	10	7/8-14	12	27	45	46
RPF901116J34R9	3/4	19,0	12	1.1/16-12	15	32	54	58
RPF901516J1R9	1	25,4	16	1.5/16-12	20	41	68	72



## MASCHIO R9 METRICO SV. 24° SERIE PESANTE

### R9 METRIC MALE 24° SEAT HEAVY

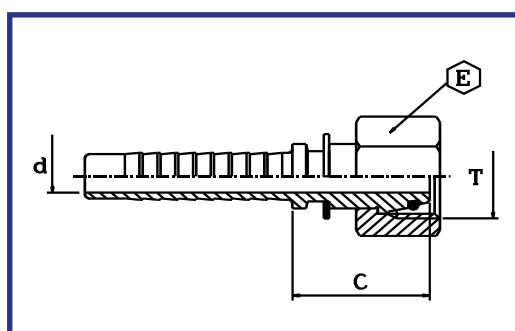


Í Î Ë

Codice / Part nr	hose ID			thread	erm.	hex	cut-off
	in	mm	size	T		E	
RPMD241512R9	1/2	12,7	08	M24-1.5	16	24	9,5
RPMD30258R9	5/8	16,0	10	M30-2	20	30	12,0
RPMD36234R9	3/4	19,0	12	M36-2	25	36	15,0
RPMD4221R9	1	25,4	16	M42-2	30	46	20,0

## FEMMINA R9 METRICA SV. 24° SERIE PESANTE

### R9 METRIC FEMALE 24° SEAT HEAVY



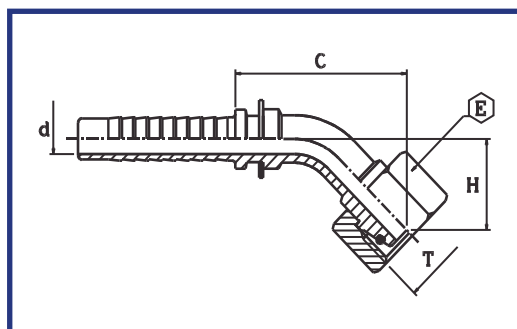
Í Î Ë

Codice / Part nr	hose ID			thread	erm.	hex	cut-off
	in	mm	size	T		E	
RPFD141514R9	1/4	6,4	04	M14-1.5	6	17	4
RPFD161514R9	1/4	6,4	04	M16-1.5	8	19	4
RPFD181514R9	1/4	6,4	04	M18-1.5	10	22	4
RPFD201514R9	1/4	6,4	04	M20-1.5	12	24	4
RPFD201538R9	3/8	9,5	06	M20-1.5	12	24	7
RPFD221538R9	3/8	9,5	06	M22-1.5	14	27	7
RPFD241538R9	3/8	9,5	06	M24-1.5	16	30	7
RPFD241512R9	1/2	12,7	08	M24-1.5	16	30	9,5
RPFD30258R9	5/8	16,0	10	M30-2	20	36	12
RPFD36234R9	3/4	19,0	12	M36-2	25	41	15
RPFD4221R9	1	25,4	16	M42-2	30	50	20





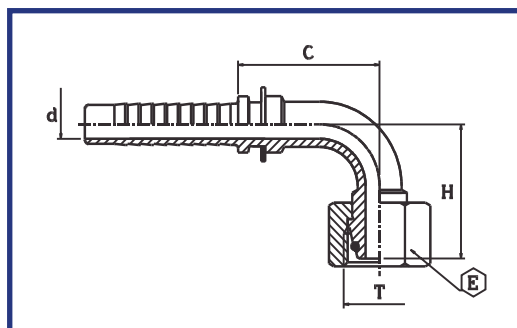
## CURVA R9 METRICA 45° SV. 24° SERIE PESANTE R9 45° METRIC SWEEP ELBOW 24° SEAT HEAVY



íîĤĠ

Codice / Part nr	hose ID			thread	erm.	hex	drop	cut-off
	in	mm	size	T		E		
RPF45241512R9	1/2	12,7	08	M24-1.5	16	30	9,5	49
RPF4530258R9	5/8	16,0	10	M30-2	20	36	12,0	64
RPF4536234R9	3/4	19,0	12	M36-2	25	46	15,0	75
RPF454221R9	1	25,4	16	M42-2	30	50	20,0	84

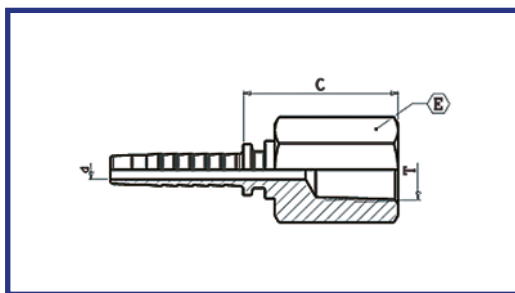
## CURVA R9 METRICA 90° SV. 24° SERIE PESANTE R9 90° METRIC SWEEP ELBOW 24° SEAT HEAVY



íîĤĤ

Codice / Part nr	hose ID			thread	erm.	hex	drop	cut-off
	in	mm	size	T		E		
RPF90241512R9	1/2	12,7	08	M24-1.5	16	30	9,5	42
RPF9030258R9	5/8	16,0	10	M30-2	20	36	12,0	47
RPF9030234R9	3/4	19,0	12	M30-2	20	36	15,0	59
RPF9036234R9	3/4	19,0	12	M36-2	25	46	15,0	58
RPF904221R9	1	25,4	16	M42-2	30	50	20,0	74

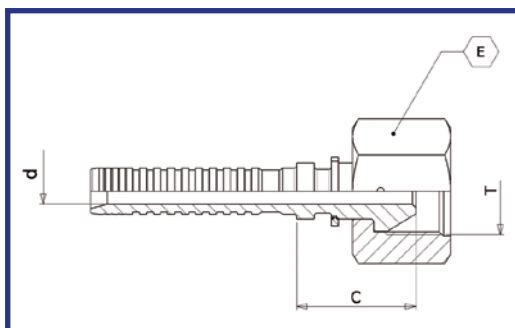
## FEMMINA R9 NPTFR CONICO R9 NPTFR FEMALE CONE



íîĤí

Codice / Part nr	hose ID			thread		hex	cut-off
	in	mm	size	T	d	E	C
RPFD14NPTFR14R9	1/4	6,4	04	1/4-18	4	19	32

## FEMMINA SPECIALE BSP SV 60° SPECIAL BSP FEMALE 60° CONE



íîĤí

Codice / Part nr	hose ID			thread		hex	cut-off
	in	mm	size	T	d	E	C
RPFD14316MTKM	3/16	4,8	03	1/4-19	3,0	22	25,5
RPFD1212MTKM	1/2	12,7	08	1/2-14	7,5	32	33,5
RPFD1UNF12MTKM	1/2	12,7	08	1UNF	7,5	36	34,5