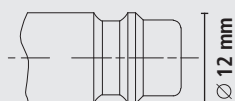


Industrial Quick Connect Couplings




Series ESI straight-through

DN 7.8

Plug Profile (original size)



Also in Stainless Steel
Series ESIE
Page 303



- Top-quality, extreme robust one-hand quick connect couplings with high-class sealing made of brass MS 58 nickel-plated
- Straight-through passage for optimised flow capacity, particularly for water/ liquid applications
- Please connect with plug series ESI DN 7.8 with straight-through passage (page 55)
- Collar version: protection for valve body
- High flow rates with low pressure drop due to patented OptiFlow by **LUDECKE**® valve technology
- Suitable for low vacuum at low couple force compared to all other compatible products
- For compressed air supply in industry and handcrafts, we recommend direct use at tool
- Also interchangeable with plug profile ES DN 7.2

Materials

- Body, valve body: Brass MS 58 nickel-plated
- Valve: Brass MS 58 plain
- Sleeve, plug: Hardened steel nickel-plated
- Seals: NBR (other materials on request)
- Springs: Stainless steel 1.4310
- Balls: Stainless steel 1.4034

| Max. Working Pressure | Temperature | DN | Thread | Flow Rate | Operation | Type of valve | Media | Area | |
|-----------------------|----------------|-----|----------------------|------------|-----------|------------------|------------|--------|--------------------|
| PN 35 bar | -20°C – +100°C | 7,8 | ISO 228/DIN EN 10226 | 2800 l/min | One-hand | Straight-through | Air/Others | Europe | Coupl. 5 / Plug 10 |

Couplings with tapered male thread (thread coated)

| Thread connection | L | SW | D | L1 | Weight | Type No. |
|-------------------|----|----|----|----|--------|-----------|
| R 1/4 m | 60 | 19 | 24 | 11 | 98 | ESI 14 AO |
| R 3/8 m | 61 | 19 | 24 | 12 | 97 | ESI 38 AO |
| R 1/2 m | 64 | 22 | 24 | 15 | 114 | ESI 12 AO |

Couplings with parallel female thread

| Thread connection | L | SW | D | L1 | Weight | Type No. |
|-------------------|----|----|----|----|--------|-----------|
| G 1/4 f | 56 | 19 | 24 | 10 | 116 | ESI 14 IO |
| G 3/8 f | 56 | 19 | 24 | 10 | 107 | ESI 38 IO |
| G 1/2 f | 58 | 24 | 24 | 12 | 125 | ESI 12 IO |

Couplings with hose barb

| Hose connection | L | SW | D | L1 | Weight | Type No. |
|-----------------|----|----|----|----|--------|-----------|
| Hose i.D. 6 | 73 | 19 | 24 | 25 | 95 | ESI 6 TO |
| Hose i.D. 8 | 73 | 19 | 24 | 25 | 97 | ESI 8 TO |
| Hose i.D. 9 | 73 | 19 | 24 | 25 | 98 | ESI 9 TO |
| Hose i.D. 10 | 73 | 19 | 24 | 25 | 97 | ESI 10 TO |
| Hose i.D. 13 | 73 | 19 | 24 | 25 | 101 | ESI 13 TO |

For hose clips type ZOS (☉ page 130), type HS (☉ page 131) or crimping ferrules type LPH (☉ page 133)

Couplings with squeeze nut

| Hose connection | L | SW | D | SW1 | Weight | Type No. |
|-----------------|----|----|----|-----|--------|--------------|
| Hose 5x8 | 64 | 19 | 24 | 14 | 110 | ESI 58 TQO |
| Hose 6x8 | 64 | 19 | 24 | 14 | 110 | ESI 6 TQO |
| Hose 6.5x10 | 69 | 19 | 24 | 17 | 126 | ESI 6510 TQO |
| Hose 8x10 | 69 | 19 | 24 | 19 | 134 | ESI 8 TQO |
| Hose 8x12 | 68 | 19 | 24 | 19 | 129 | ESI 812 TQO |
| Hose 9x13 | 70 | 19 | 24 | 19 | 130 | ESI 913 TQO |

Couplings with squeeze nut and spring guard

| Hose connection | L | SW | D | SW1 | Weight | Type No. |
|-----------------|-----|----|----|-----|--------|---------------|
| Hose 5x8 | 150 | 19 | 24 | 14 | 124 | ESI 58 TQFO |
| Hose 6x8 | 150 | 19 | 24 | 14 | 123 | ESI 6 TQFO |
| Hose 6.5x10 | 170 | 19 | 24 | 17 | 152 | ESI 6510 TQFO |
| Hose 8x10 | 170 | 19 | 24 | 19 | 162 | ESI 8 TQFO |
| Hose 8x12 | 144 | 19 | 24 | 19 | 156 | ESI 812 TQFO |
| Hose 9x13 | 170 | 19 | 24 | 19 | 162 | ESI 913 TQFO |

