

Steam Screwings

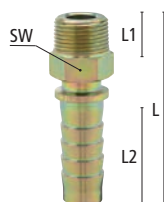
Female and Male Thread Stems for Hose Fittings with Clamp Frame (DIN EN 14 423)

- Massive, very robust female and male thread stems made of steel, stainless steel 1.4305 or brass according to DIN EN 14 423 (former DIN 2826)
- For combination with safety clamps KSM (☺ page 343)
- Pressure-Temperature Table Saturated Steam (☺ page 413)
- **To be used for saturated steam up to + 210°C, or hot water up to + 120°C and up to 18 bar working pressure**

Materials

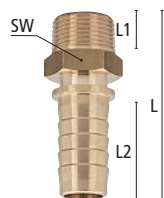
- Thread stems: Steel zinc-plated and yellow passivated (free of chrome VI)/ Brass MS 58 plain/ Stainless Steel 1.4305
- Seals: Frenzelit Novapress Multi II

Max. Working Pressure	Temperature	Thread	Norm	Media
PN 18 bar	sat. steam +210°C/ hot water +120°C	ISO 228/ DIN EN 10226	DIN EN 14423	sat. steam/ hot water



Male thread stems made of steel (zinc-plated and yellow passivated, free of chrome VI)*


Hose connect.	Thread connect.	L	SW	L1	L2	Passage	DN	System	☒	Weight	Type No.
Hose 13x6	R 1/2 m	90	22	16	52	9	15	KSM 12 D	10	110	DA 12-13 ST
Hose 19x7	R 3/4 m	91	27	17	52	14	20	KSM 34 D	10	170	DA 34-19 ST
Hose 25x7.5	R 1 m	95	36	21	52	20	25	KSM 10 D	10	270	DA 10-25 ST
Hose 38x8	R 1 1/2 m	118	50	22	72	33	40	KSM 15 D	5	510	DA 15-38 ST
Hose 50x9	R 2 m	131	60	26	75	44	50	KSM 20 D	1	830	DA 20-50 ST



Male thread stems made of brass MS 58*

Hose connect.	Thread connect.	L	SW	L1	L2	Passage	DN	System	☒	Weight	Type No.
Hose 13x6	R 1/2 m	90	22	16	52	9	15	KSM 12 D	10	120	DA 12-13 MS
Hose 19x7	R 3/4 m	91	27	17	52	14	20	KSM 34 D	10	185	DA 34-19 MS
Hose 25x7.5	R 1 m	95	36	21	52	20	25	KSM 10 D	10	280	DA 10-25 MS
Hose 38x8	R 1 1/2 m	118	50	22	72	33	40	KSM 15 D	5	550	DA 15-38 MS
Hose 50x9	R 2 m	131	60	26	75	44	50	KSM 20 D	1	900	DA 20-50 MS


Other dimensions on request



Male thread stems made of stainless steel 1.4305*

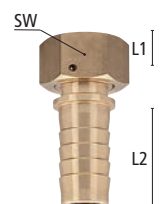
Hose connect.	Thread connect.	L	SW	L1	L2	Passage	DN	System	☒	Weight	Type No.
Hose 13x6	R 1/2 m	90	22	16	52	9	15	KSM 12 D	10	115	DA 12-13 SS
Hose 19x7	R 3/4 m	91	27	17	52	14	20	KSM 34 D	10	175	DA 34-19 SS
Hose 25x7.5	R 1 m	95	36	21	52	20	25	KSM 10 D	10	270	DA 10-25 SS

Other dimensions on request



Female thread stems made of steel (zinc-plated and yellow passivated, free of chrome VI)


Hose connect.	Thread connect.	L	SW	L1	L2	Passage	DN	System	☒	Weight	Type No.
Hose 13x6	G 1/2 f	82.5	27	11	52	9	15	KSM 12 D	10	125	DI 12-13 ST
Hose 19x7	G 3/4 f	86.5	32	15	52	14	20	KSM 34 D	10	180	DI 34-19 ST
Hose 25x7.5	G 1 f	87.5	41	16	52	20	25	KSM 10 D	10	280	DI 10-25 ST
Hose 38x8	G 1 1/2 f	111.5	55	18	72	33	40	KSM 15 D	5	515	DI 15-38 ST
Hose 50x9	G 2 f	119.5	70	19	75	44	50	KSM 20 D	1	810	DI 20-50 ST



Female thread stems made of brass MS 58

Hose connect.	Thread connect.	L	SW	L1	L2	Passage	DN	System	☒	Weight	Type No.
Hose 13x6	G 1/2 f	82.5	27	11	52	9	15	KSM 12 D	10	130	DI 12-13 MS
Hose 19x7	G 3/4 f	86.5	32	15	52	14	20	KSM 34 D	10	200	DI 34-19 MS
Hose 25x7.5	G 1 f	87.5	41	16	52	20	25	KSM 10 D	10	320	DI 10-25 MS
Hose 38x8	G 1 1/2 f	111.5	55	18	72	33	40	KSM 15 D	5	570	DI 15-38 MS
Hose 50x9	G 2 f	119.5	70	19	75	44	50	KSM 20 D	1	890	DI 20-50 MS

Other dimensions on request



Female thread stems made of stainless steel 1.4305

Hose connect.	Thread connect.	L	SW	L1	L2	Passage	DN	System	☒	Weight	Type No.
Hose 13x6	G 1/2 f	82.5	27	11	52	9	15	KSM 12 D	10	155	DI 12-13 SS
Hose 19x7	G 3/4 f	86.5	32	15	52	14	20	KSM 34 D	10	185	DI 34-19 SS
Hose 25x7.5	G 1 f	87.5	41	16	52	20	20	KSM 10 D	10	265	DI 10-25 SS

*without sealing ring